



## Report about the Karaburun - Sazani MPA managerial features

Project partners



# REPORT ABOUT THE KARABURUN – SAZANI MPA MANAGERIAL FEATURES

# Report about the Karaburun-Sazani MPA Managerial Features



In the framework of the project FishMPABlue 2, the University of Nice collected information about governance and management features of Mediterranean MPAs, in order to highlight which circumstances can determine a successful management of small scale fisheries within MPAs. The same questionnaire was used to collect information about governance and management features of Karaburun-Sazanı MPA in the frame of implementing the project "MPA NETWORKS project-Support MPA effectiveness through strong and connected networks in the Mediterranean".

Response to this request was voluntary and information was published respecting the anonymity of the respondent in this report. The interviewed MPA staff members were represented by 11 employees in the National Agency of Protected Areas (NAPA) and Regional Administrative of Protected Areas (RAPA).

To the first question (Figure 1) corresponding to the questions group about the Fishermen Engagement in Management, all the interviewed answered that they evaluate the current interaction between small scale fishers and MPA management body on a bidirectional way and fishers viewpoints are later-on considered in MPA's decisions. It means that both fishers and MPA management body are able to express their own views and ideas. Regarding the second question (Figure 2), 22% percent of the interviewed never answered to the question, while the rest answered that the staff have acceptable skills and resources to facilitate stakeholder engagement and participatory processes.



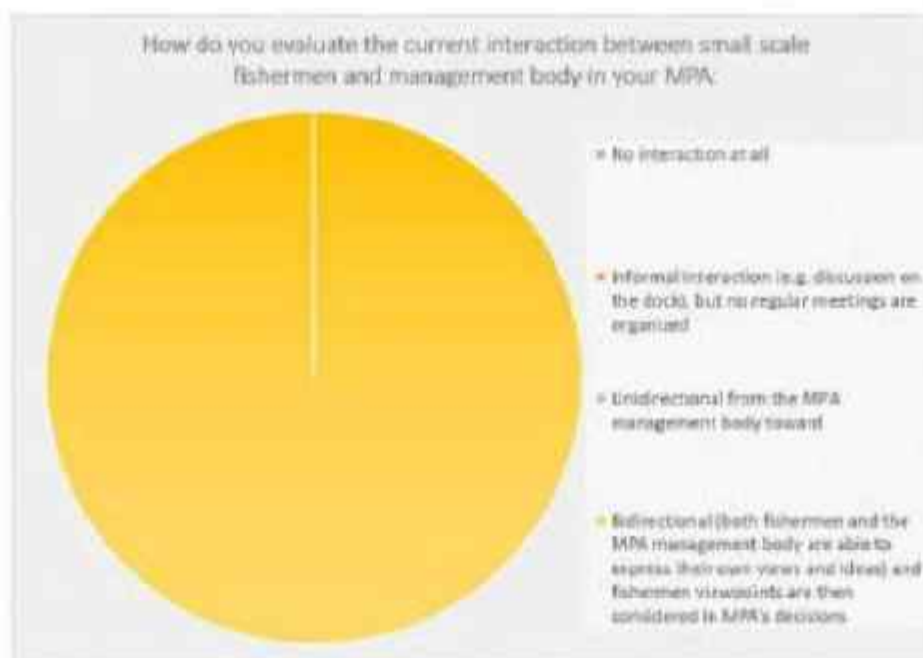


Figure 1. Graphical presentation of the first question answers by staff members of the administrate of Karaburun-Sazani MPA.

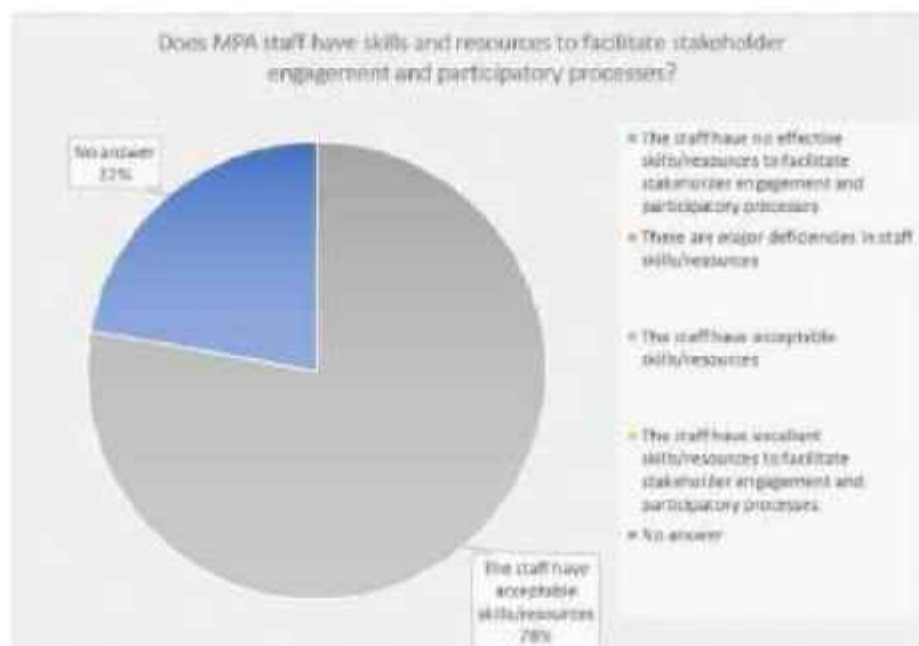


Figure 2. Graphical presentation of the second question answers by staff members of the administrate of Karaburun-Sazani MPA.

To the third question of the questionnaire (Figure 3), 33% of the interviewed answered that each year they have 3-5 meetings on average with fishers, while the remaining 67% answered that they have more than 5 meetings with fishers every year.

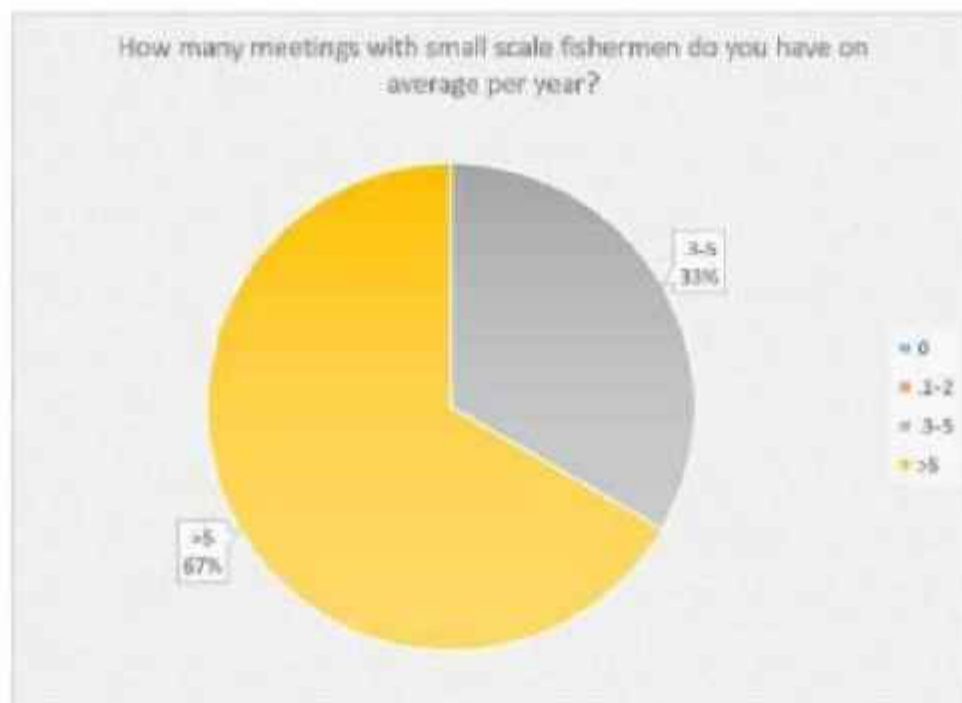


Figure 3. Graphical presentation of the third question answers by staff members of the administrate of Karaburun-Sazani MPA.

All the interviewed (Figure 4) opinion was that most of the fishermen (50-100%) operating with the MPA of Karaburun-Sazani, on average, attend each meeting, while all of them (Figure 5) answered positively and confirmed that fishermen leaders or representative are present among the fishers attending the meetings.

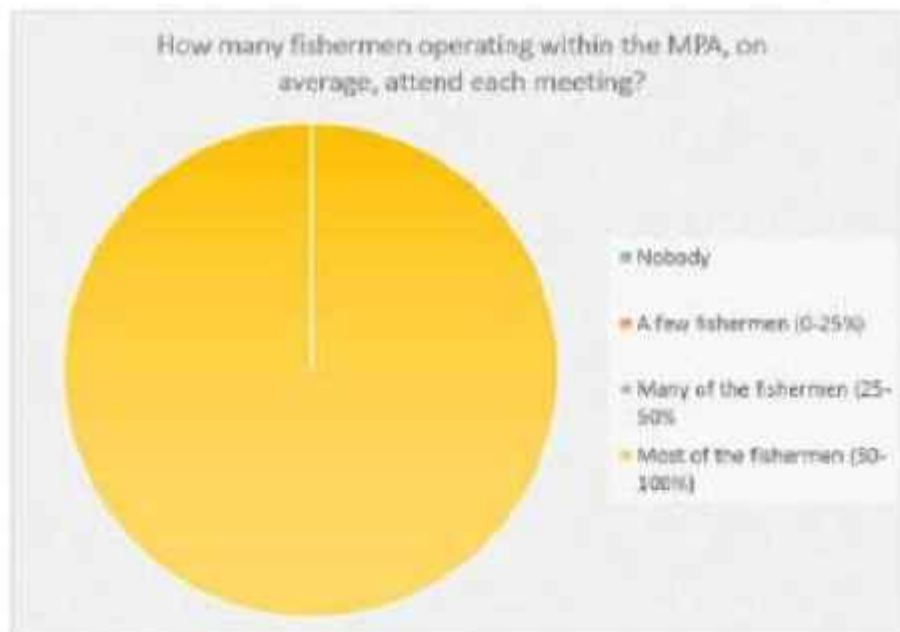


Figure 4. Graphical presentation of the fourth question answers by staff members of the administrate of Karaburun-Sazani MPA.

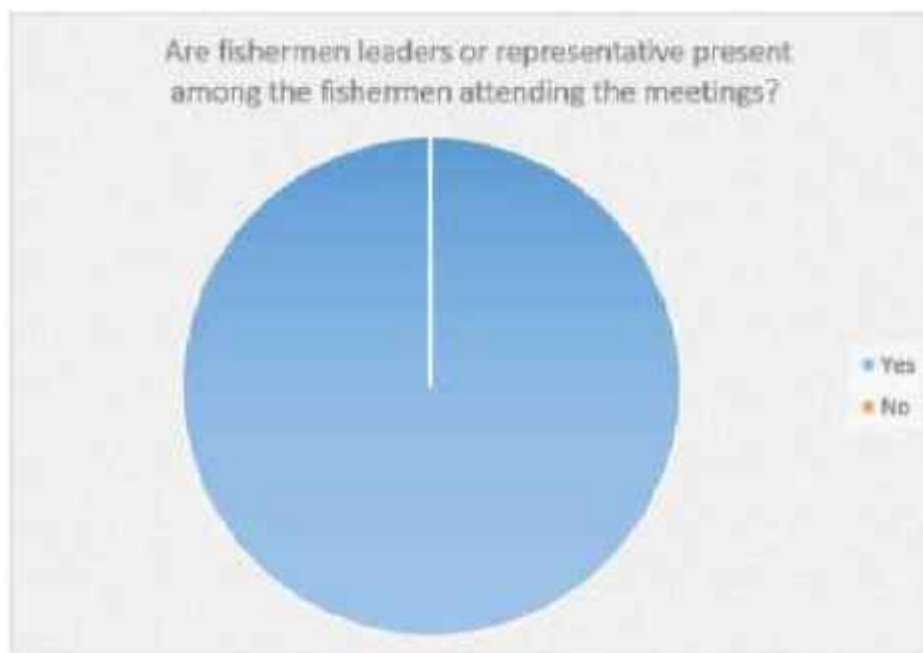


Figure 5. Graphical presentation of the fifth question answers by staff members of the administrate of Karaburun-Sazani MPA.

To the question about the meetings' minutes (Figure 6), 22% of the interviewed answered that the meetings' minutes are freely available to fishermen. Furthermore, the meetings' minutes are directly sent to fishers attending the meeting or a hard/digital copy is available in MPA's office and website. The rest of the interviewed RAPA and NAPA staff members answered that the meetings' minutes are available to fishermen upon request.

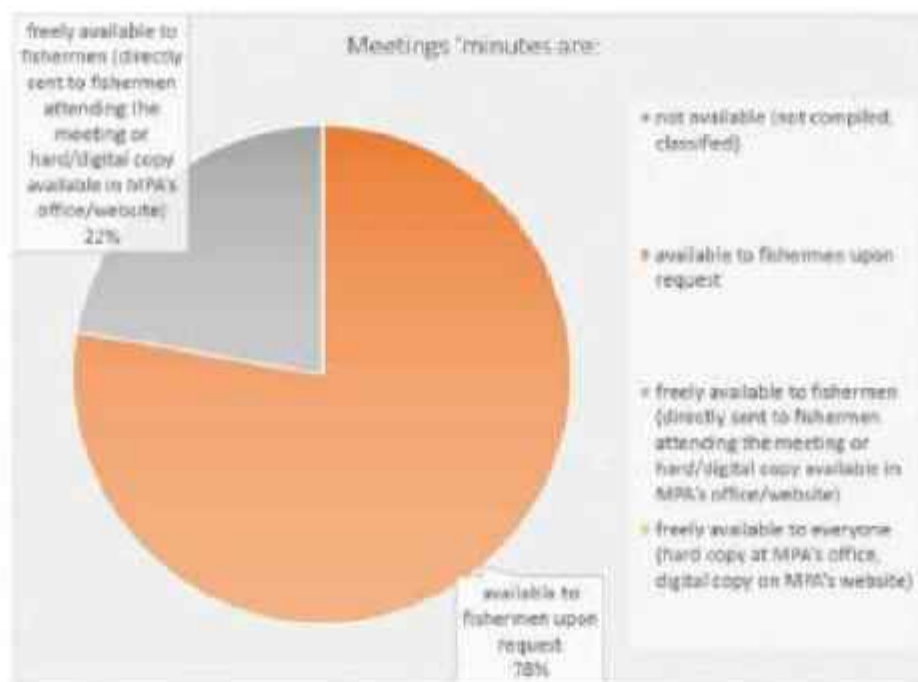


Figure 6. Graphical presentation of the sixth question answers by staff members of the administrate of Karaburun-Sazani MPA.

In the question 7 (Figure 7), the interviewed were pleased to indicate at what extent they agree with the following statements. About 11% (Figure 7A) of the interviewed rather agree that there is a good relationship between MPA managers and small-scale fishers, while 89% of them fully agree that there is a good relationship between them. 44% (Figure 7B) of the interviewed neither agree nor disagree to the statement that it is hard to reach the consensus, while 56% of them rather agree on it. To the statement that most of the small scale fishers agree on conservation strategies implemented by MPA managers (Figure 7C), about 44% of the interviewed neither agree nor disagree, while 56% of the interviewed rather agree on it.



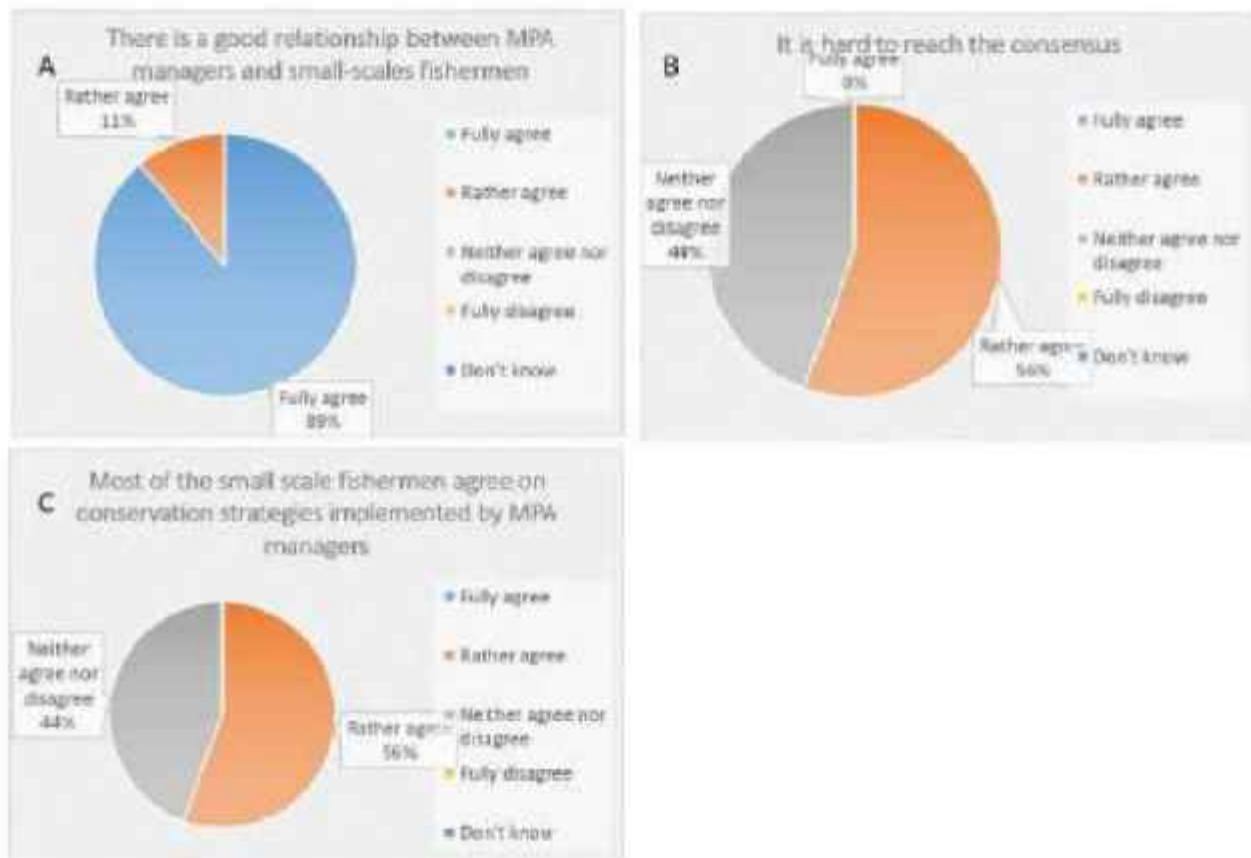


Figure 7. Graphical presentation of the seventh question answers by staff members of the administrate of Karaburun-Sazani MPA.

Regarding the group of question focused on the MPA Management Plan, to the eighth question (Figure 8), about 11% of the interviewed answered that a management plan is being prepared or has been prepared, but is not being implemented, while 89% of the interviewed answered that an approved management plan exists, but it is only partially implemented. About 11% of the interviewed answered (Figure 9) that a section of the MPA management plan is dedicated to Small Scale Fisheries (SSF), or specific actions for SSF are included in the management plan, while 89% of them answered that there is no management plan for SSF. To the question if the fishermen were involved in setting up the management plan for SSF, about 89% never answered, while the remaining interviewed answered negatively. None of the interviewed RAPA and NAPA members answered to the question 10.

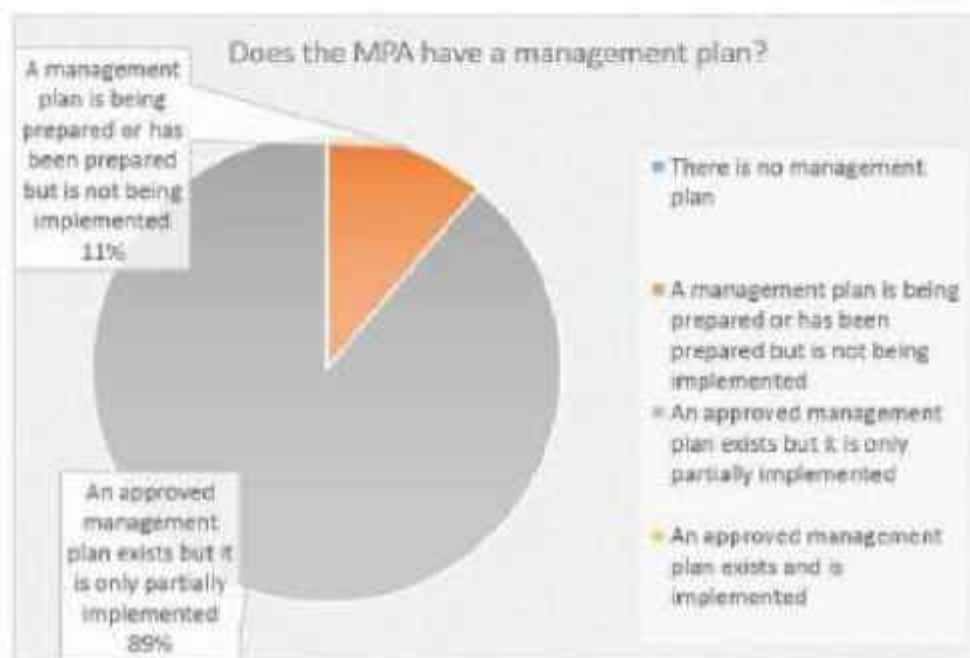


Figure 8. Graphical presentation of the eighth question answers by staff members of the administrate of Karaburun-Sazani MPA.




Figure 9. Graphical presentation of the ninth question answers by staff members of the administrate of Karaburun-Sazani MPA.

To the question 11 (Figure 10) about the restrictions/ regulations on small-scale fisheries applied by the MPA management, most of the interviewed staff members answered that permanent

spatial closure represented the restriction toward small-scale fisheries; 33% of the interviewed opinion was that limited entrance represented the restriction toward SSF. Regarding the question 12, most of the interviewed staff members (Figure 11) answered that professional fishermen were involved in the creation of the MPA management plan, 27% of them confirmed the presence of the scientists, while 21% expressed their opinion about the involvement of the private sector operators and other 21% confirmed the presence of other stakeholders, mainly represented by tour operators, tour boats operators and local and national governing institutions. It is also interesting to note that 3% of the interviewed staff members confirmed the presence of the recreational fishers during the creation of the MPA management plan.

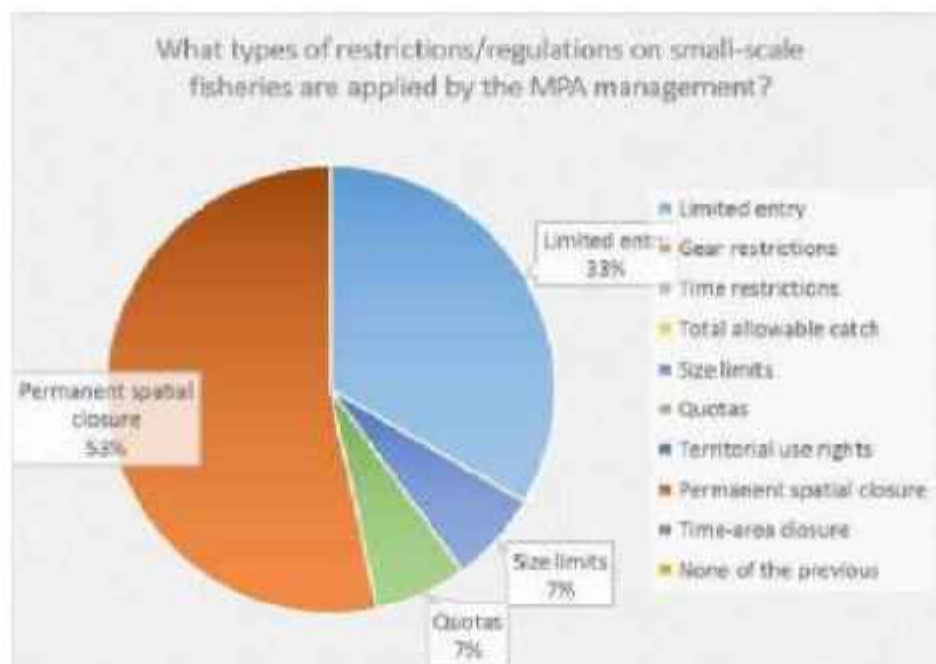


Figure 10. Graphical presentation of the eleventh question answers by staff members of the administrate of Karaburun-Sazani MPA.

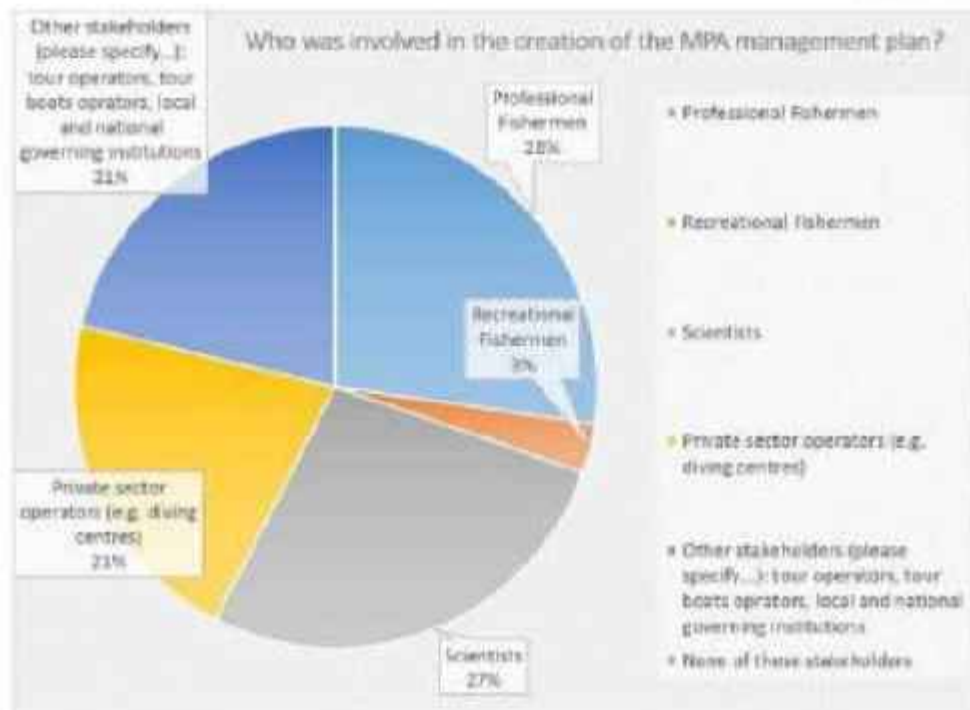


Figure 11. Graphical presentation of the twelfth question answers by staff members of the administrate of Karaburun-Sazani MPA.

About 48% of the interviewed staff members answered that ecological information data represented the data collected in the monitoring and evaluating program, while other 47% of them answered that social information represented the collected data during the monitoring and evaluation program; just 5% of them confirmed that the economic information represented the monitoring data. Regarding the question 14 (Figure 13) and question 15 (Figure 14), all the interviewed staff members answered positively.

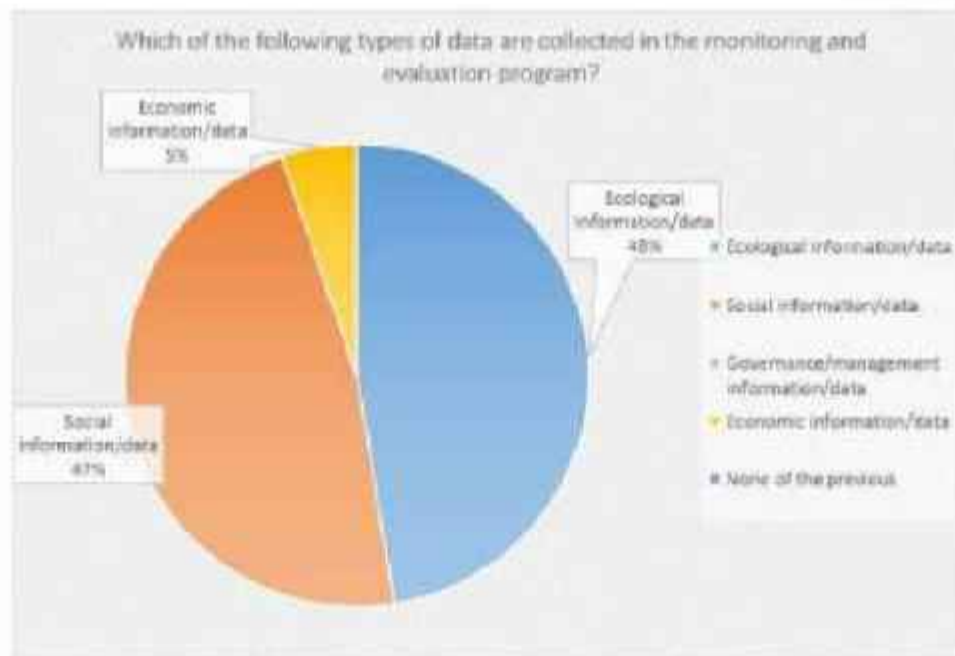


Figure 12. Graphical presentation of the thirteenth question answers by staff members of the administrate of Karaburun-Sazani MPA.

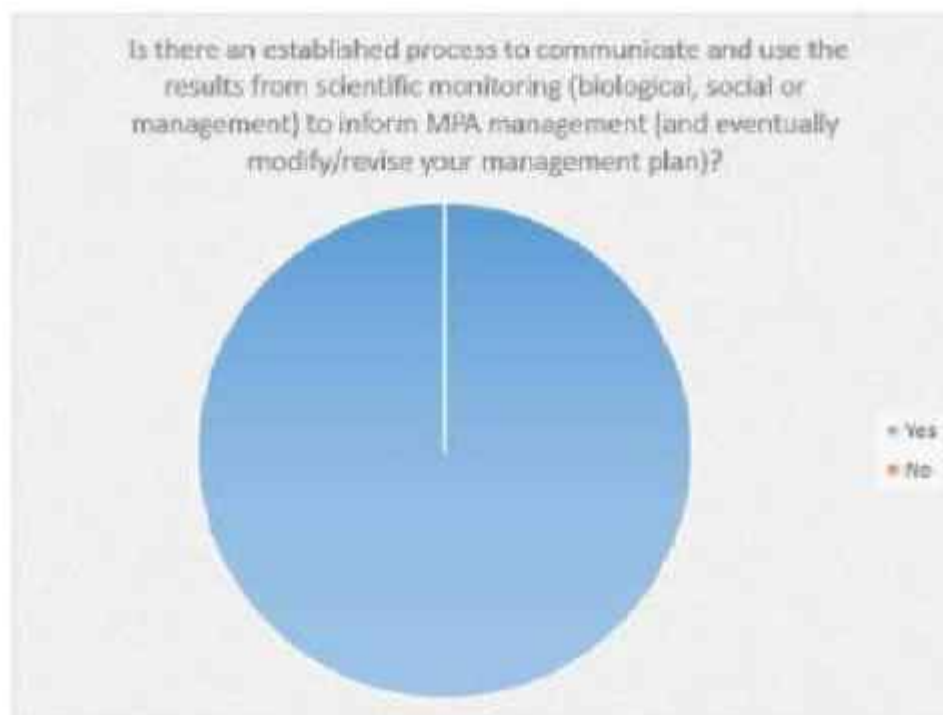


Figure 13. Graphical presentation of the fourteenth question answers by staff members of the administrate of Karaburun-Sazani MPA.





Figure 14. Graphical presentation of the fifteenth question answers by staff members of the administrate of Karaburun-Sazani MPA.

About 89% of the interviewed staff members (Figure 15) answered that the marine protected area is in the process of being integrated into a larger coastal planning and management process, but the process is still incomplete, while the remaining interviewed staff members of NAPA and RAPA answered that the marine protected area is part of a larger coastal planning and management process. To the last question of the question group about the Management Plan of the MPA, all the interviewed staff members answered negatively.

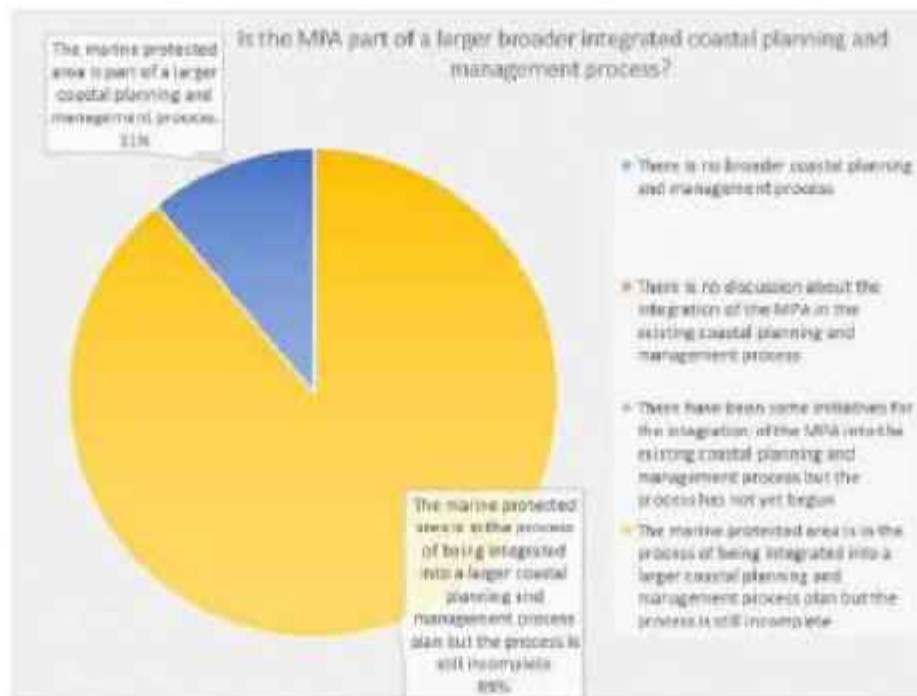


Figure 15. Graphical presentation of the sixteenth question answers by staff members of the administrate of Karaburun-Sazani MPA.

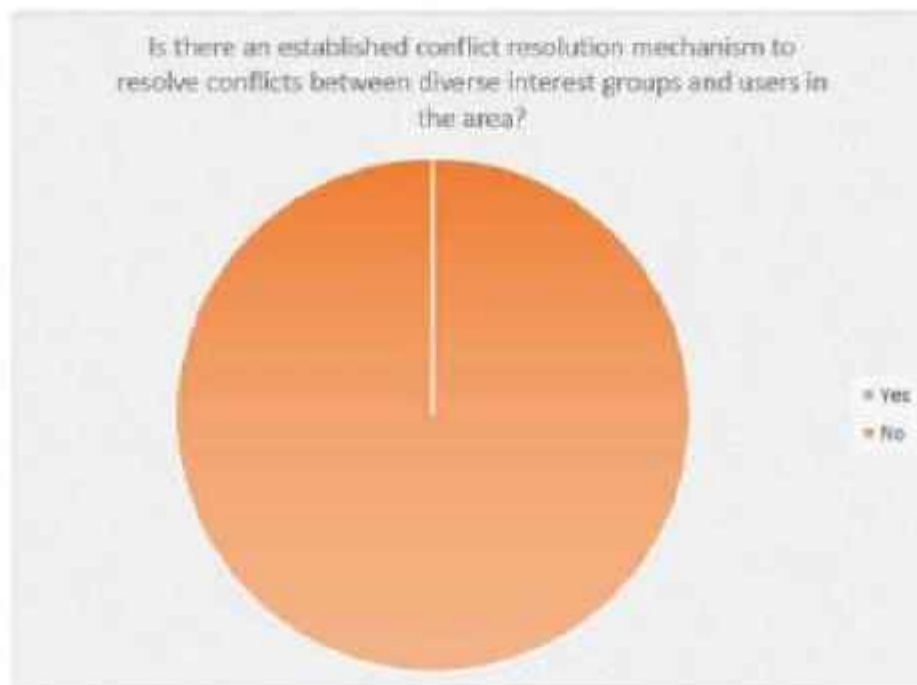


Figure 16. Graphical presentation of the seventeenth question answers by staff members of the administrate of Karaburun-Sazani MPA.

Regarding the questions group related to the MPA budget and staff, to the question about the number of employees, all the interviewed staff members answered that 2 permanent part-time, 4 permanent full time 6 FTE worked for the MPA in the last year.

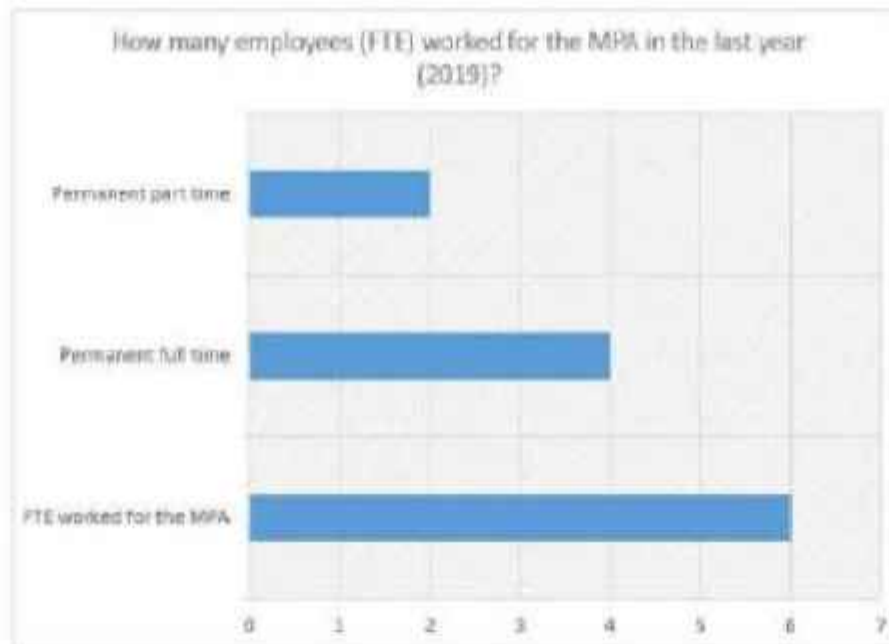


Figure 17. Graphical presentation of the eighteenth question answers by staff members of the administrate of Karaburun-Sazani MPA.

To the question 19, the staff members answered that regarding the permanent staff members, the staff is certainly numerically inadequate to manage critical activities, while the staff is numerically slightly below optimum level to manage critical activities regarding the total staff (permanent+other). Regarding the question 20 (Figure 17), about 11% of the interviewed never answered to the question, while 89% of them answered that there is a secure budget for the MPA and its management needs on a multi-year basis.

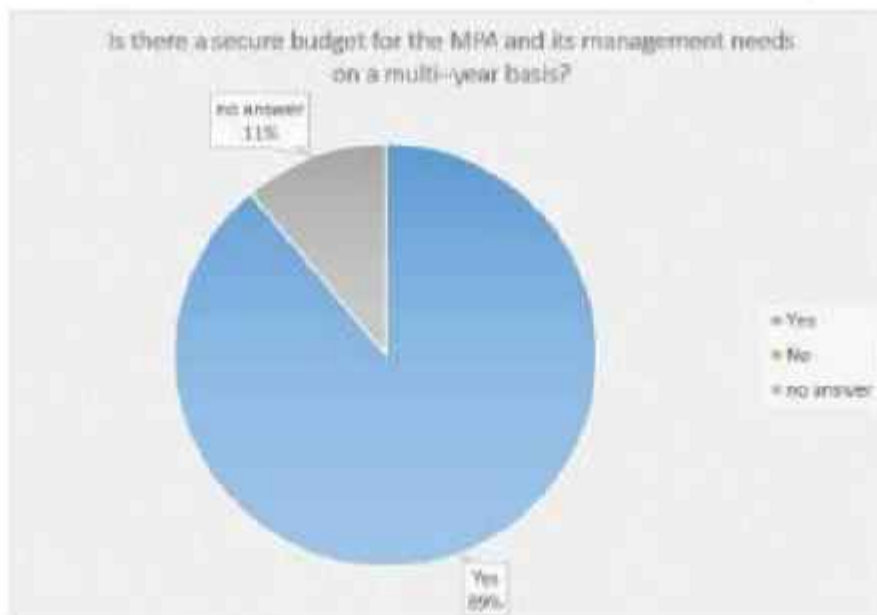


Figure 17. Graphical presentation of the twentieth question answers by staff members of the administrate of Karaburun-Sazani MPA.

In Figure 18 are shown the opinions of the interviewed staff members regarding the MPA budget last year. To the next question (Figure 19), all the interviewed answered that the available budget was acceptable, but should be further improved to fully achieve effective management.



Figure 18. Graphical presentation of the twenty-oneth question answers by staff members of the administrate of Karaburun-Sazani MPA.

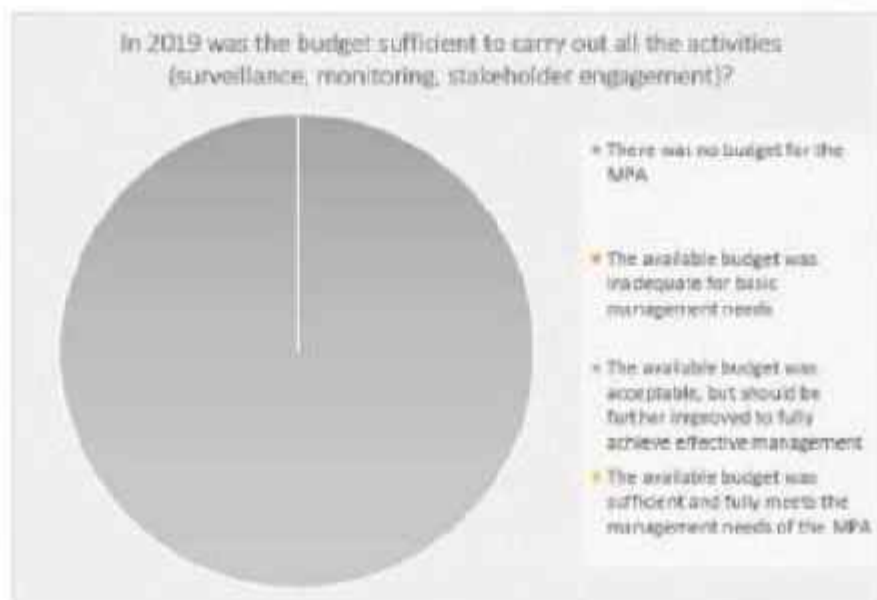


Figure 19. Graphical presentation of the twenty-second question answers by staff members of the administrate of Karaburun-Sazani MPA.

Regarding the question 23, most of the interviewed staff members answered that the budget was not sufficient to meet all the needs, where the most deficient activities were represented by the scientific monitoring. About 31% of them answered that the most deficient activities were represented by the enforcement, while according to 13% of the interviewed staff members stakeholders capacity building activities represented the most deficient activities.



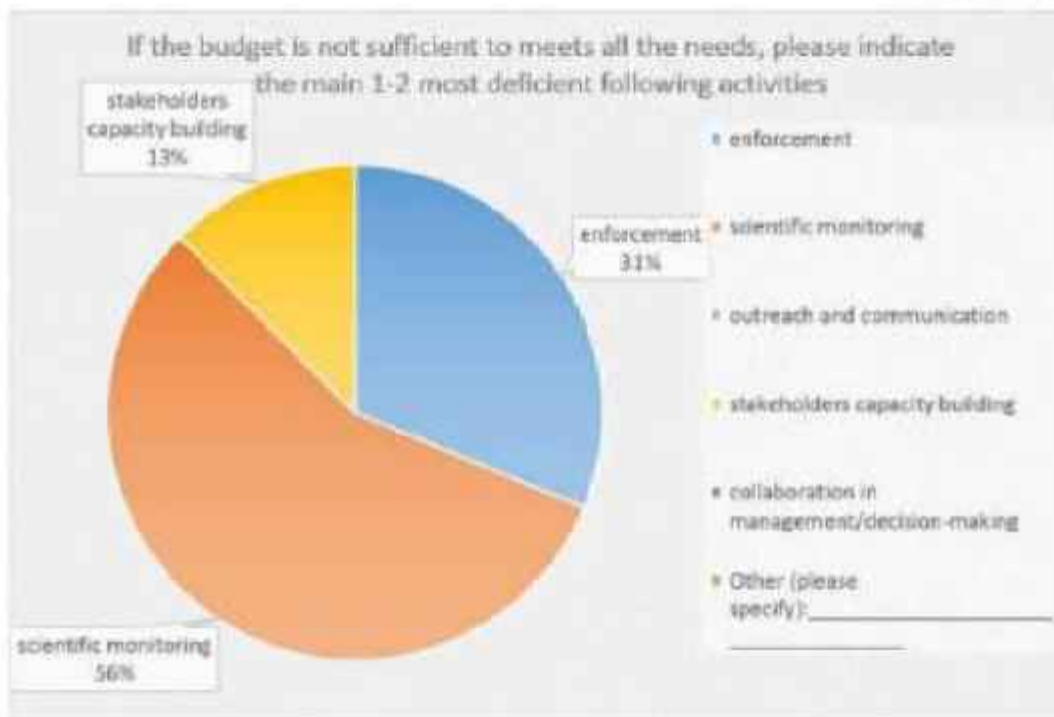


Figure 20. Graphical presentation of the twenty-third question answers by staff members of the administrate of Karaburun-Sazani MPA.

Regarding question 24, 78% of the interviewed staff members (Figure 21A) answered that the staff lacks of some skills/competences that would cover specific MPA needs, while 22% of them answered that the staff is overall competent, but further specific skills would be suitable. Regarding the Economic aspects (Figure 21B), about 67% of the interviewed answered that the staff needs to go through a major capacities/skills development, while 22% of them answered that the staff lacks of some skills/competences that would cover specific MPA needs. In the Figure 21C is shown that regarding social aspects, the answer of most interviewed staff members was that the staff does not need further competences/skills.

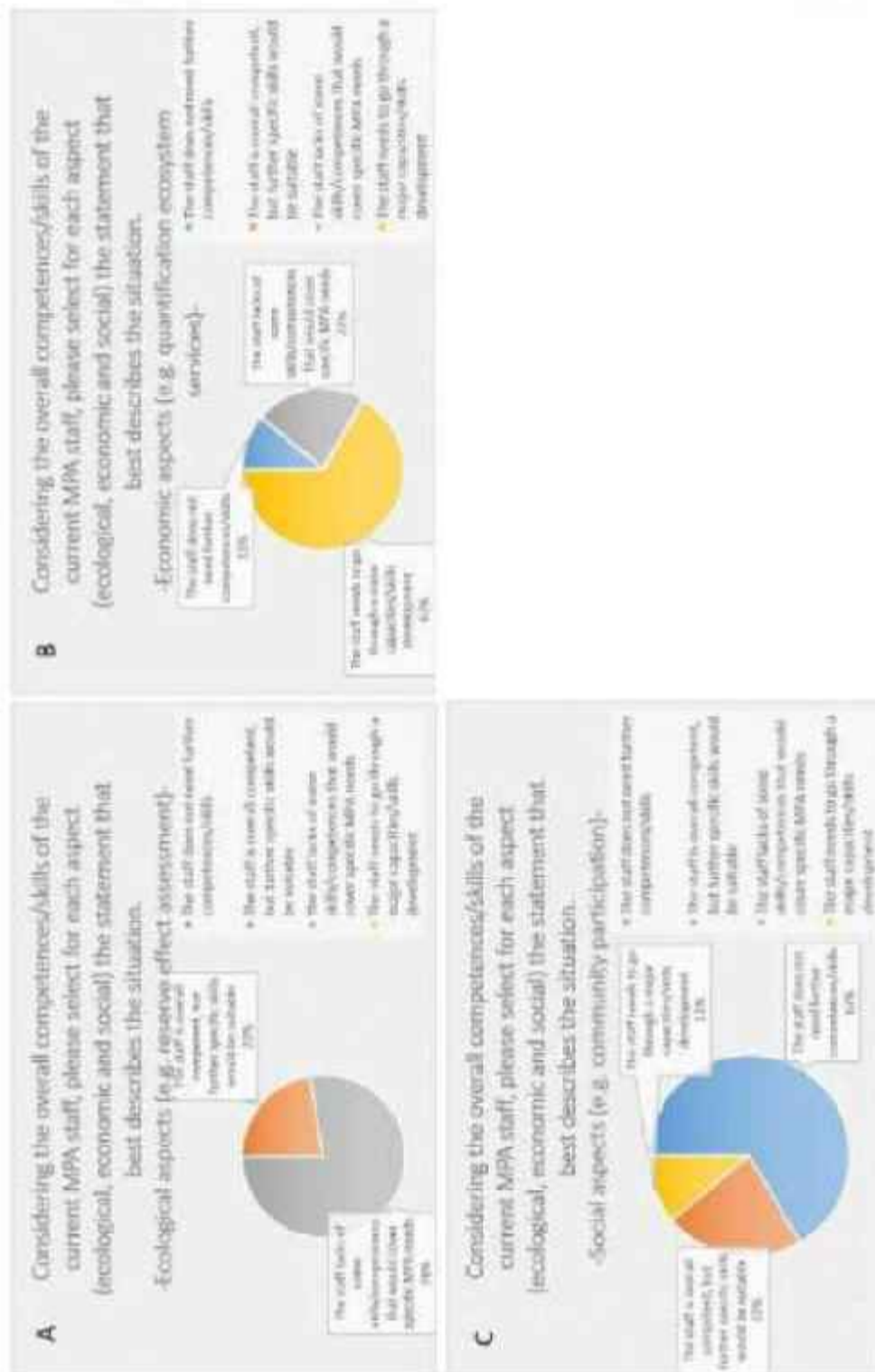


Figure 21. Graphical presentation of the twenty-fourth question answers by staff members of the administrate of Karaburun-Suzani MPA.

In the communication and outreach questions group, to the question 25 all the interviewed staff members answered that the boundaries of the MPA are known by both the management authority and stakeholders, but are not appropriately demarcated (Figure 22).

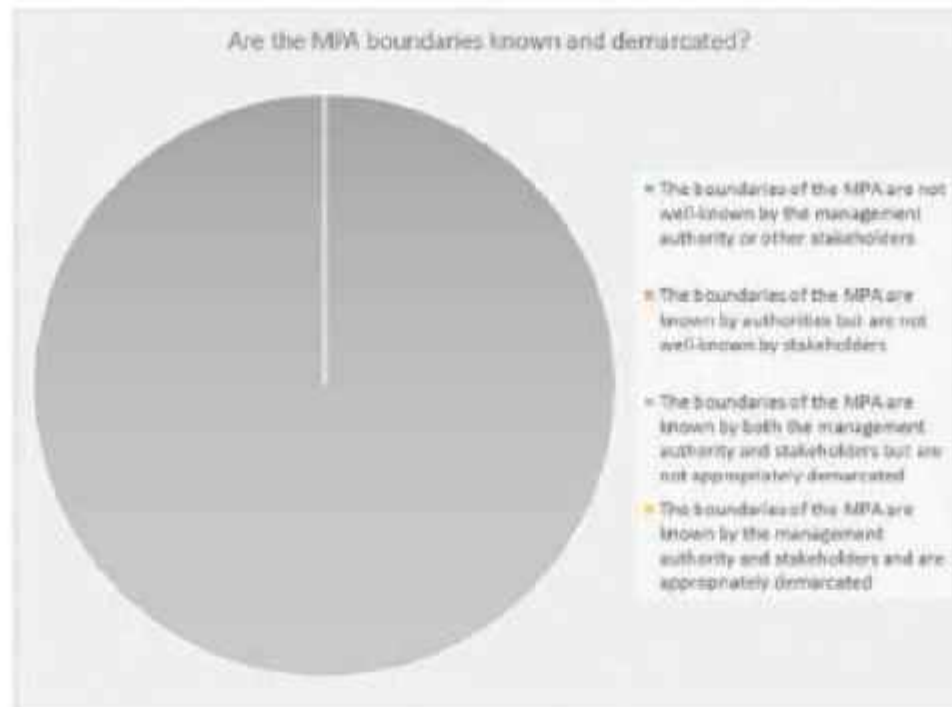


Figure 22. Graphical presentation of the twenty-fifth question answers by staff members of the administrate of Karaburun-Sazani MPA.

Regarding the other question of this questions group, most of the interviewed staff members answered that there is a planned and effective outreach, education and awareness building program fully linked to the objectives and needs of the MPA, while according to the remaining 44% of them, there is a planned outreach, education and awareness building program, but there are still serious gaps. To the questions group regarding authorized fishing types and effort, none of the interviewed answered to these questions.

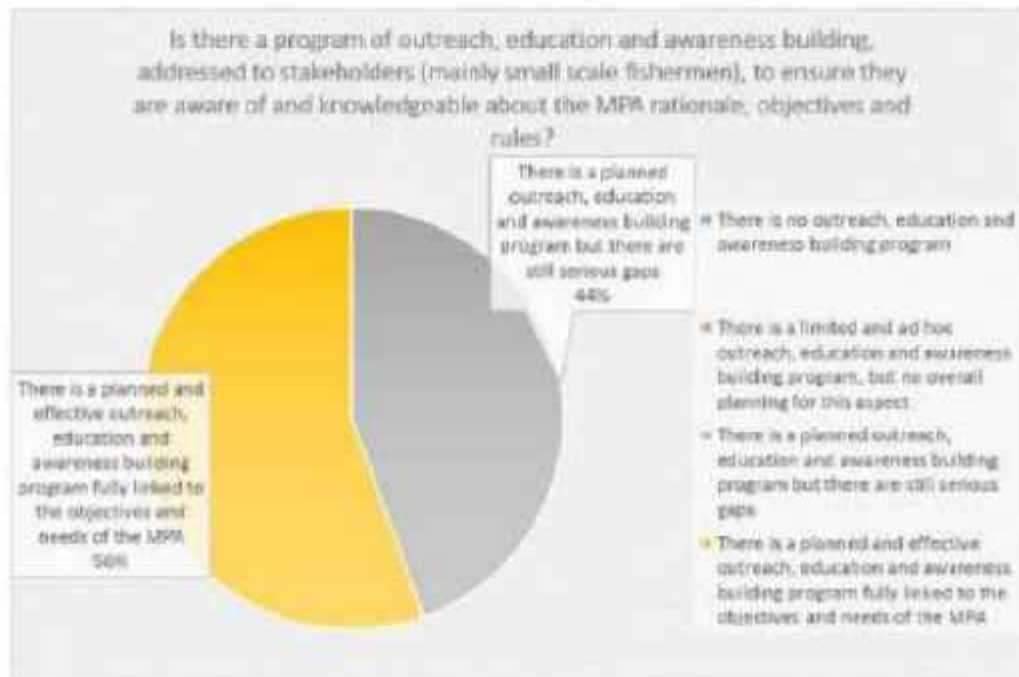


Figure 23. Graphical presentation of the twenty-sixth question answers by staff members of the administrate of Karaburun-Sazani MPA.



Figure 24. Graphical presentation of the twenty-seventh question answers by staff members of the administrate of Karaburun-Sazani MPA.

Regarding the questions about the Social Equity Considerations, the interviewed staff members answered negatively to the question if there are present mechanisms to ensure that the economic costs are minimized and benefits are maximized for fishers and other local groups. To the question 30 (Figure 25A), all the interviewed answered positively, while (Figure 25B) regarding the question about the kind of programs the MPA of Karaburun-Sazani was promoting, most of the interviewed answered that they were pushing ahead to diversify livelihoods to increase income and reduce fishing-pressure (e.g. incentivizing pescatourism); 44% of them answered that it was promoted the facilitation of fishers participation into MPA management and just 6% answered that the promotion was performed toward quality brand of local fish.

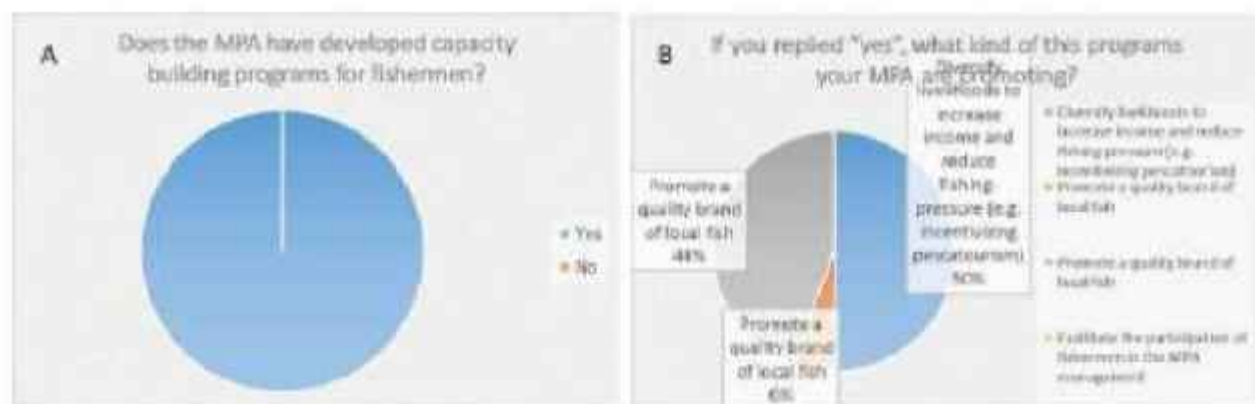


Figure 25. Graphical presentation of the thirtieth question answers by staff members of the administrate of Karaburun-Sazani MPA.

Regarding the MPA Enforcement questions group, to the question 31 (Figure 26), 50% of the interviewed staff members answered that the kind of enforcement adopted by the MPA staff was both (legal and interpretative); 25% of them answered that it was interpretative and educational enforcement related mostly to informing the stakeholders, while the remaining staff members answered that the enforcement was represented by legal enforcement, mainly detailed by legal power to raise fines. About 89% of the interviewed answered negatively to the question (Figure 27) if the MPA involves small scale fishermen in enforcement activities.



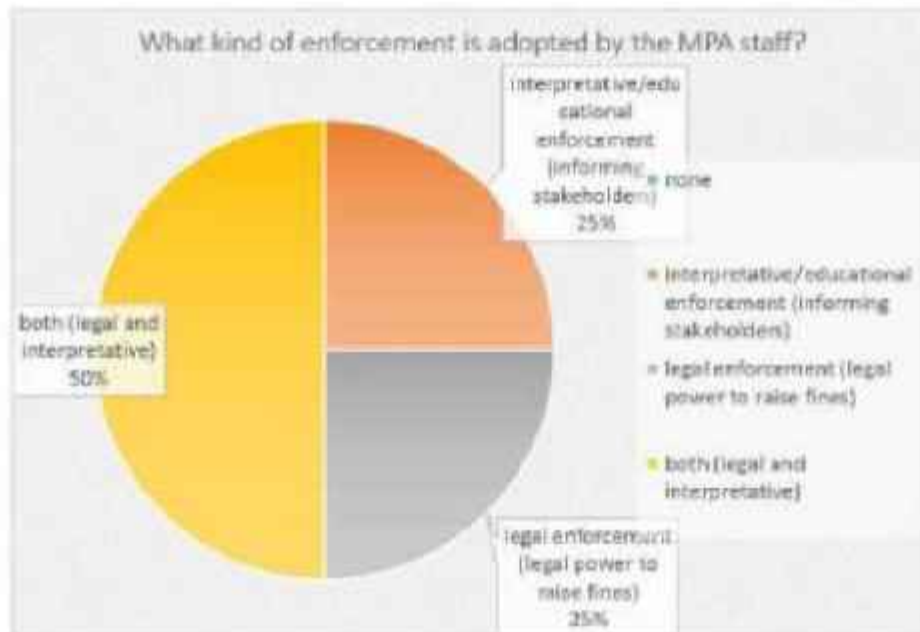


Figure 26. Graphical presentation of the thirty-first question answers by staff members of the administrate of Karaburun-Sazani MPA.

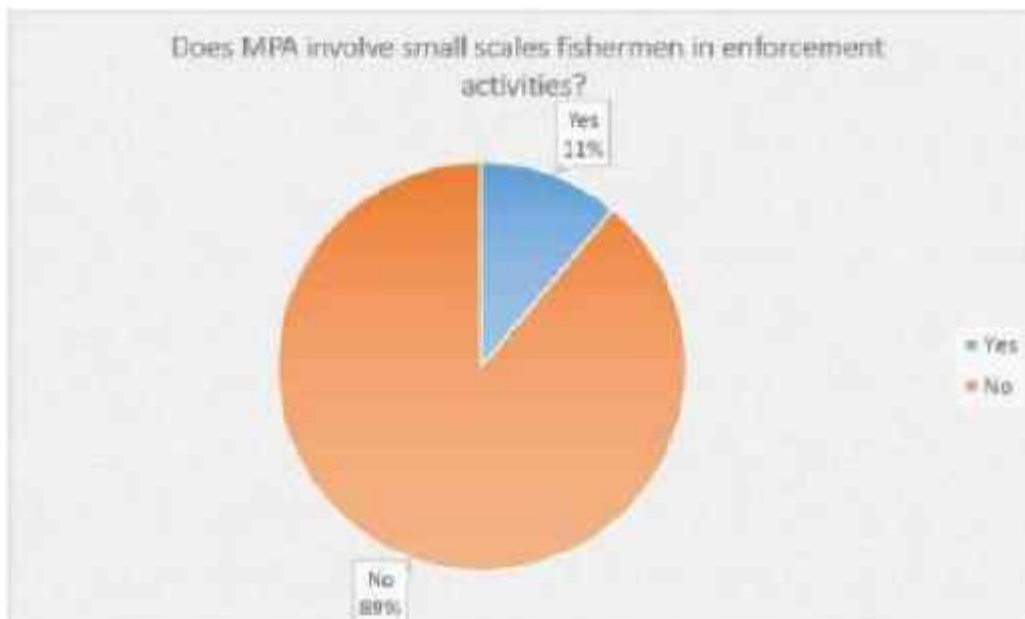


Figure 27. Graphical presentation of the thirty-second question answers by staff members of the administrate of Karaburun-Sazani MPA.

To the question 33 (Figure 28), most of the interviewed answered that 180 hours were spent by the MPA staff for the surveillance last year, while 22% of them answered that there were about 200 hours spent by the MPA staff for the surveillance and the remaining 11% answered that there were about 780 hours spent for the surveillance last year. Furthermore, none of them answered to the question about the number of days spent by the police bodies for the surveillance last year.

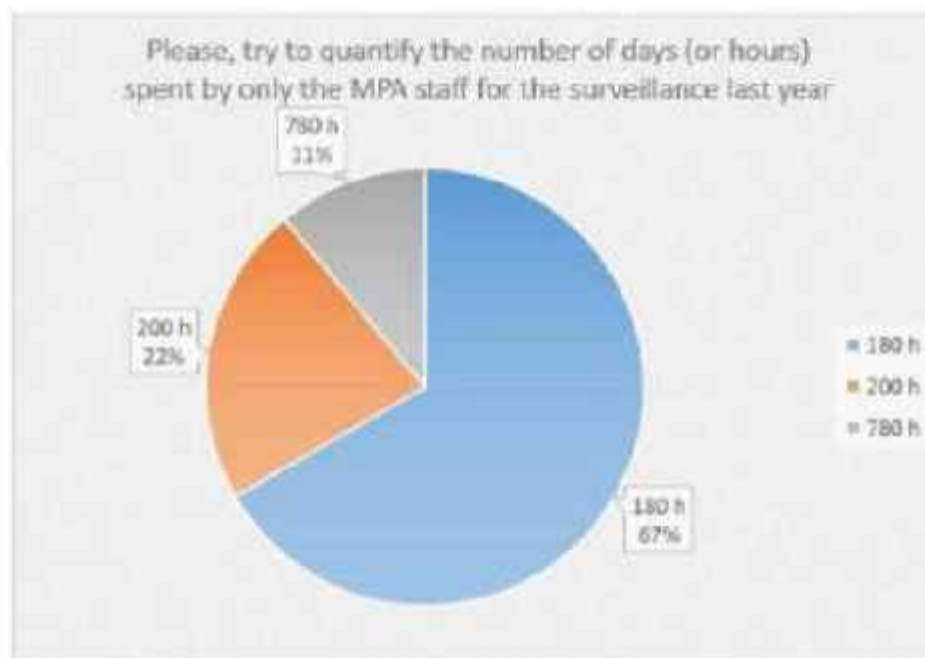


Figure 28. Graphical presentation of the thirty-third question answers by staff members of the administrate of Karaburun-Sazani MPA.

To the question about the surveillance effort quantification of the percentage distribution over 3 time windows (Figure 29A), most of the interviewed answered that 20% of them were conducted on low season, while the other answered that just 15% of the surveillance was conducted during the low season; about 89% of the interviewed answered that the overall surveillance was performed during the shoulder season (Figure 29B). About 78% of the interviewed staff members (Figure 29C) answered that 55% of the overall surveillance was conducted during the peak season, corresponding to the time period from June to September. To the question 36 (Figure 30), about 67% of the interviewed staff members answered that roughly 50000 EUR was the amount

of funds dedicated to surveillance and patrolling in the MPA of Karaburun-Sazani, while 225 of them answered that the amount of funds was about 45000 EUR and the remaining 11% of the interviewed answered that it was around 45000 EUR. All the interviewed staff members (RAPA+NAPA) answered to the question 37 that the staff have acceptable skills/resources to enforce marine protected areas legislation and regulations, but still some deficiencies remain.

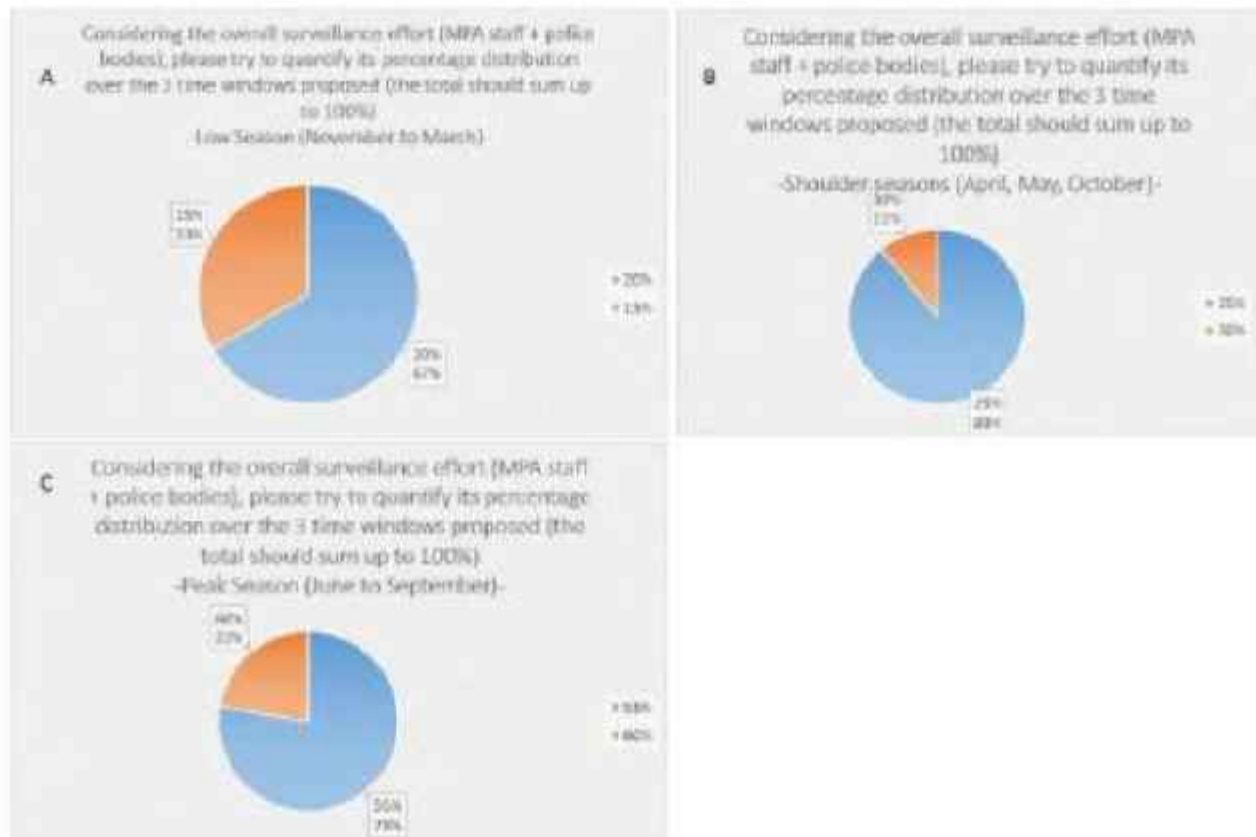


Figure 29. Graphical presentation of the thirty-fifth question answers by staff members of the administrate of Karaburun-Sazani MPA.

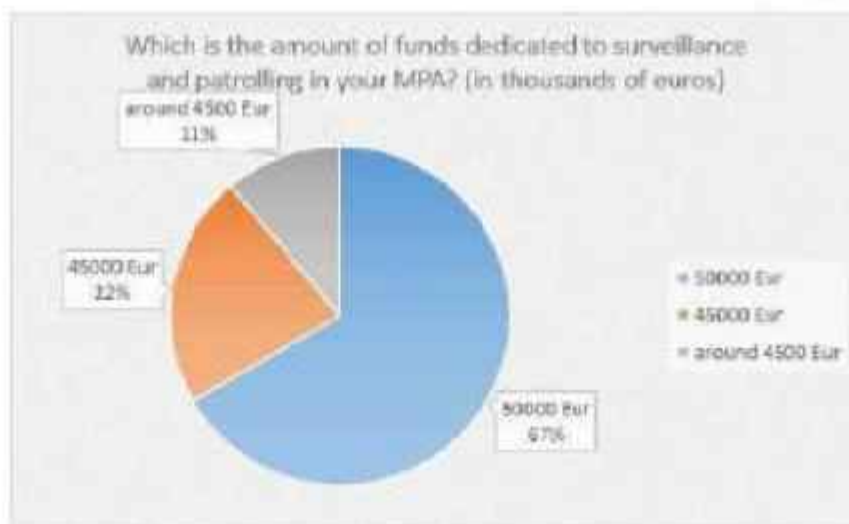


Figure 30. Graphical presentation of the thirty-sixth question answers by staff members of the administrate of Karaburun-Sazani MPA.

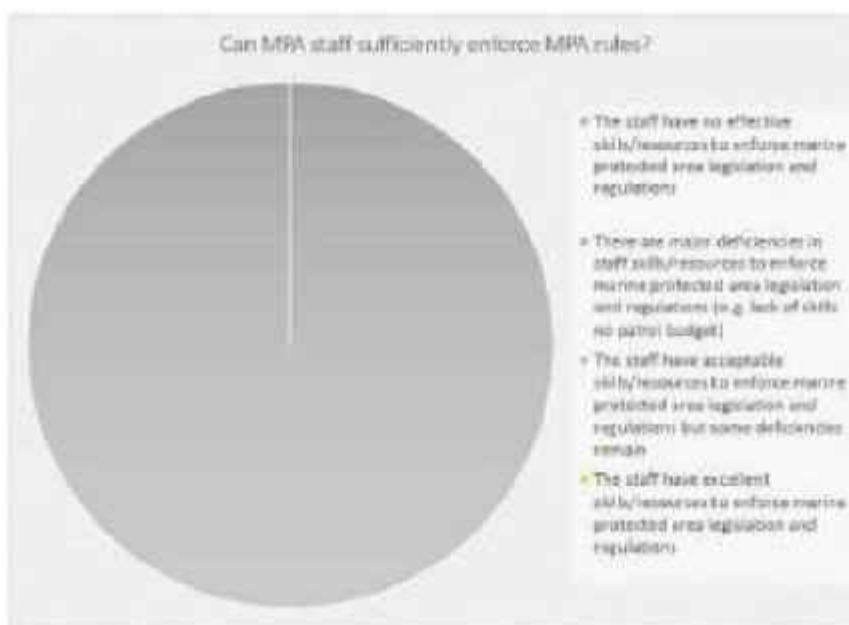


Figure 31. Graphical presentation of the thirty-seventh question answers by staff members of the administrate of Karaburun-Sazani MPA.

In the group of questions about the satisfaction of fishers with the MPA and compliances, to the question 40, all the interviewed staff members answered that the fishers are satisfied with the ecological outcomes of the MPA (Figure 32A) and the overall opinion was that fishers are satisfied with the social or economic impacts of the MPA (Figure 32B). Regarding the statement that fishers are satisfied with the governance and decision making processes of the MPA, just 22 of the interviewed opinion was that they are really satisfied (Figure 32C), while the rest expressed the opinion that they were neither satisfied with it.

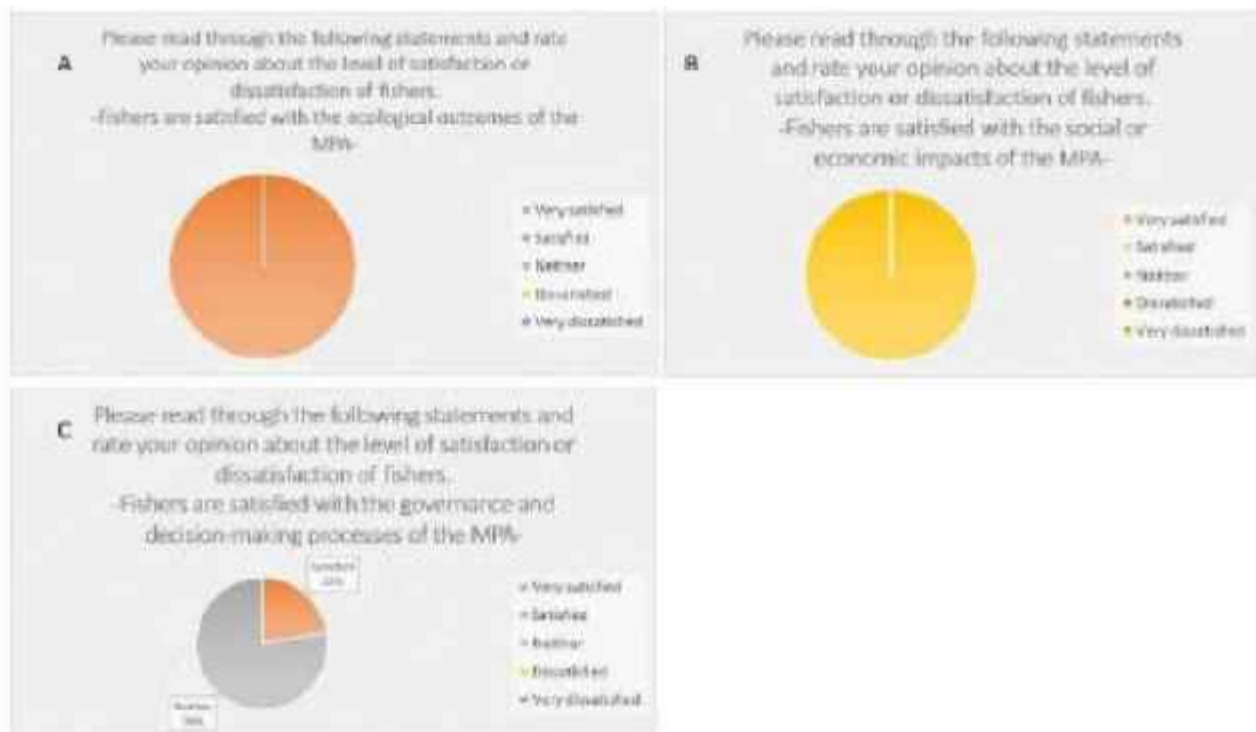


Figure 32. Graphical presentation of the fortieth question answers by staff members of the administrate of Karaburun-Sazani MPA.

To the question 41 (Figure 33A), about 78% of the interviewed answered that just a few of the professional small scale fishermen have performed illegal fishing in the last 12 months in the MPA, while many of the recreational fishers have performed illegal activities according to the 78% of the interviewed staff members (Figure 33B). Furthermore, many of the industrial fishers



have performed illegal fishing in the last 12 months in the MPA, according to the 78% of the interviewed opinion.

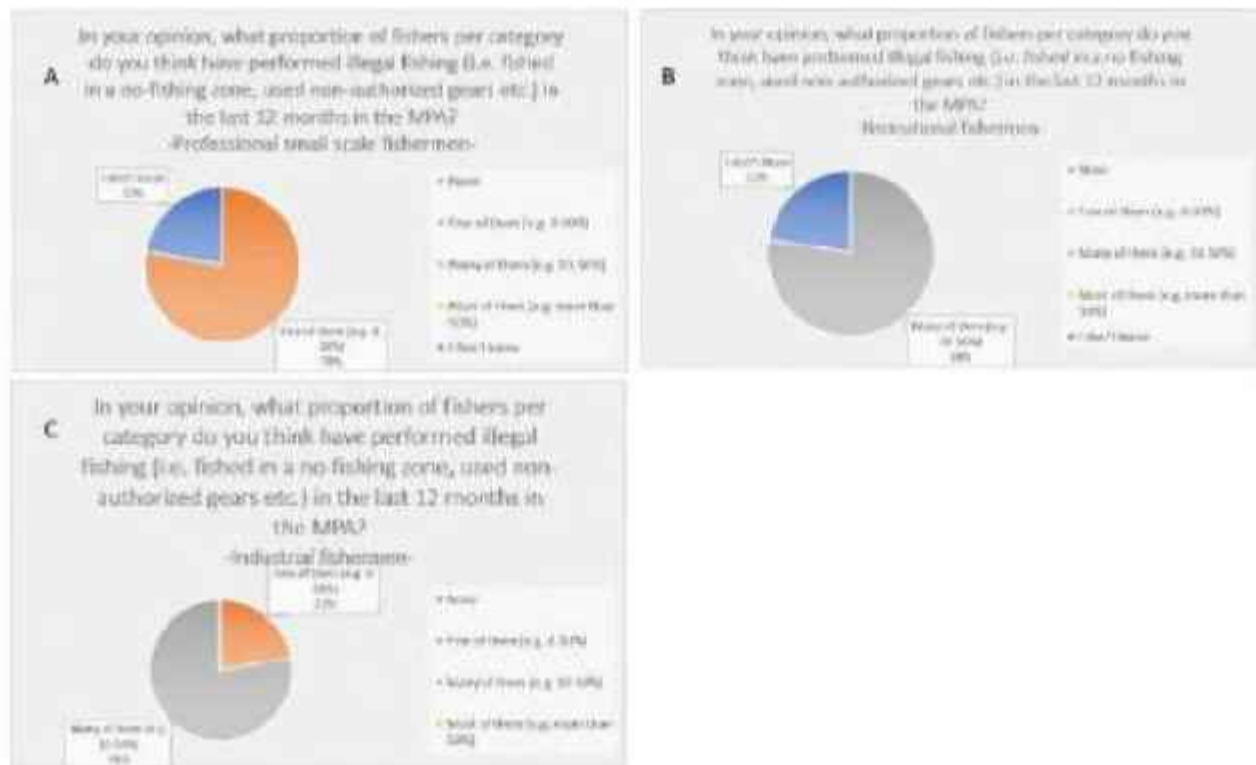


Figure 33. Graphical presentation of the forty-first question answers by staff members of the administrate of Karaburun-Sazani MPA.

As it is shown in Figure 34, there are several opinions about the number of fines/year for illegal fishing with the MPA of Karaburun-Sazani since the fishing regulation was implemented, while most of the interviewed staff members answered that the number of fines was 3 -4 fines/year. To the last question of the questionnaire (Figure 35), 23% of the interviewed staff members answered that no fishing activities were permitted inside the MPA/does not apply, while 22% of the interviewed staff members answered that it was not applicable.

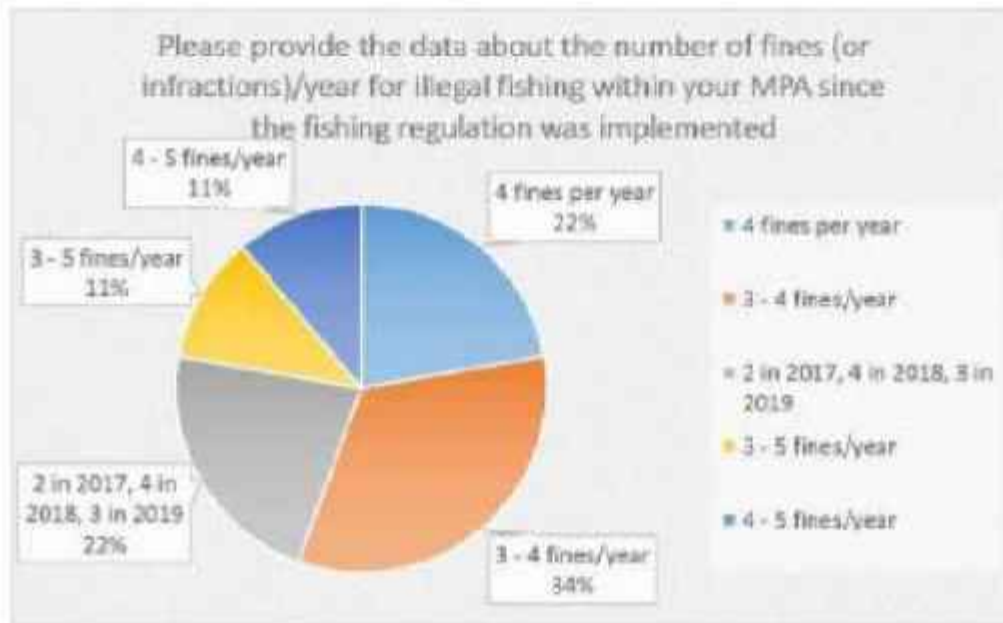


Figure 34. Graphical presentation of the forty-second question answers by staff members of the administrate of Karaburun-Sazani MPA.

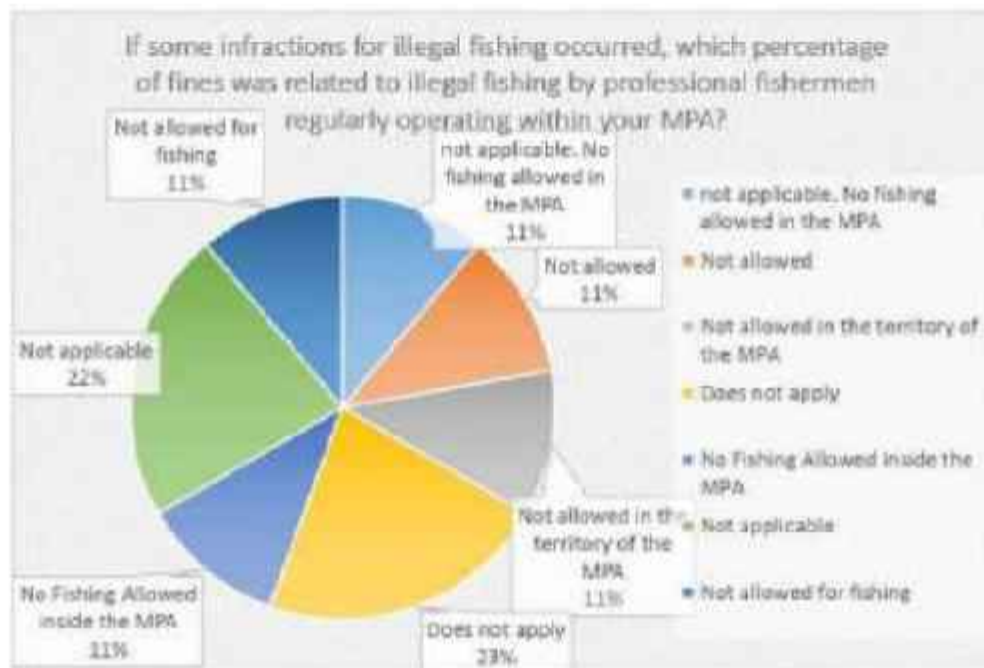


Figure 35. Graphical presentation of the forty-third question answers by staff members of the administrate of Karaburun-Sazani MPA.

## Report about the Perceptions of Fishers regarding the Effects of the Governance Measures implemented in the MPA of Karaburun-Sazani

Similarly to the developed questionnaire in the framework of the project FishMPABlue 2 by the University of Nice as lead researcher of the Flag Pine (subcontractor of INCA), associate Professor Rigers BAKIU created a questionnaire about the assessment of the perceptions of fishers regarding the effects of the governance measures implemented in the MPA of Karaburun-Sazani a set of *ad hoc* social descriptors associated to the implementation of the governance toolkit was developed and administered to fishers through this specific questionnaire. All the relative results are present in this report prepared by associate Professor Rigers BAKIU (staff member of Albanian Center for Environmental Protection and Sustainable Development - ACEPSD), as subcontractor of Flag Pine.



As it is shown in Figure 1, the questionnaire was compiled by 8 fishers from Fishing Port of Triport, 25 fishers from Orikum and 14 fishers from Radhime. It is important to note that the fishers of Orikum include all the fishers who are landing at Orikum beach and the Marina port, while the fishers of Radhime includes mainly the fishers who are landing at the Fishing Center Orikum harbor. Most of the interviewed fishers (Figure 2) were represented by the artisanal fishers, which constitute about 82% of the interviewed fishers, while the remaining fishers are represented by the sport fishers. The sport fishers are mainly represented by anglers, who are fishing at the Fishing Center Orikum harbor most of the time.

In total the questionnaire was composed by 11 questions. To the first question (Figure 3), 66% of the interviewed fishers that they were not aware of the implementation of the governance:

measures selected by the Local Management Authority for the MPA (here represented by RAPA) with which they are associated, while 34% of them answered positively to the question.

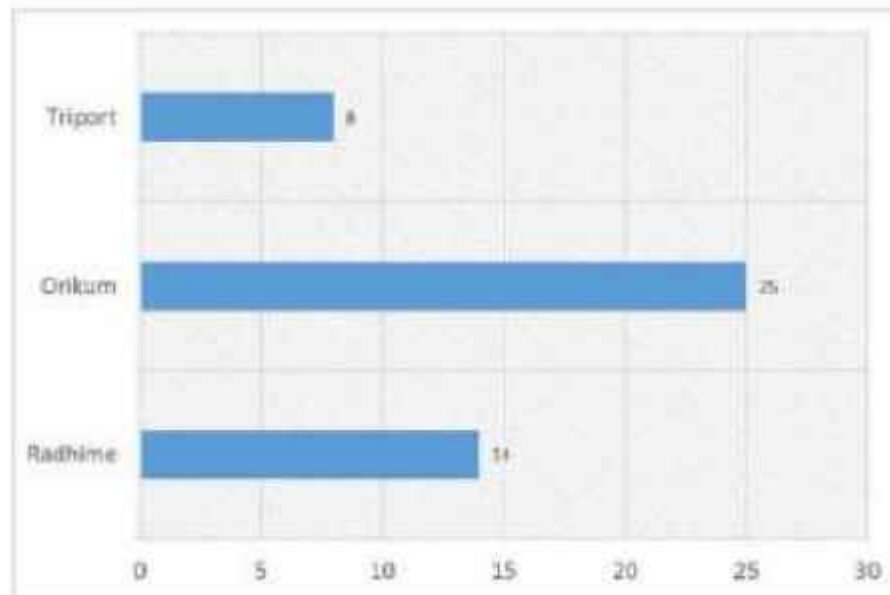


Figure 1. Graphical presentation of geographical composition of the interviewed group of fishers in the Bay of Vlora.

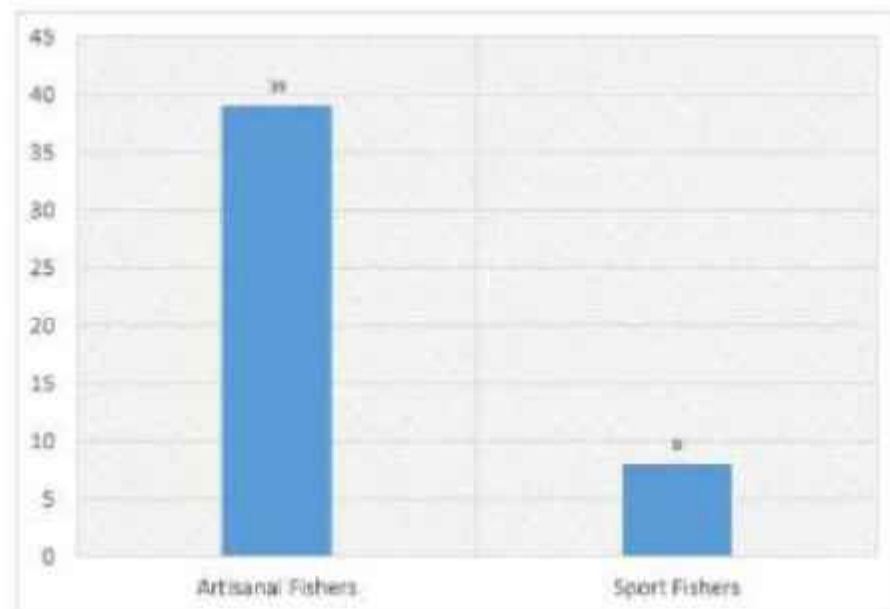


Figure 2. Graphical presentation of professional composition of the interviewed group of fishers in the Bay of Vlora.



Are you aware of the implementation of the governance measures selected by the Local Management Authority for the MPA with which they are associated?

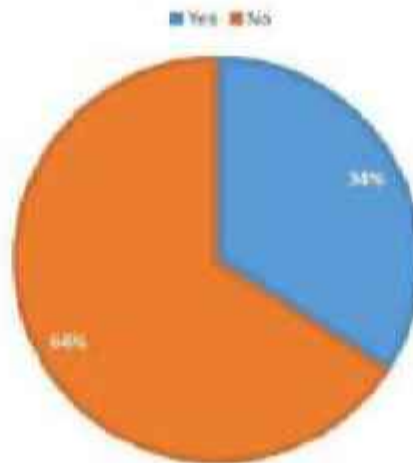


Figure 3. Graphical presentation of the first question answers by fishers of the Vlora Bay.

Regarding the second question (Figure 4), nearly half of the interviewed fishers knew if a set of measures about fisheries management have been implemented in the past or currently in the implementation phase in the MPA of Karaburun-Sazani.

Do you know if a set of measures about fisheries management have been implemented in the past or currently in the implementation phase in the MPA of Karaburun-Sazani?

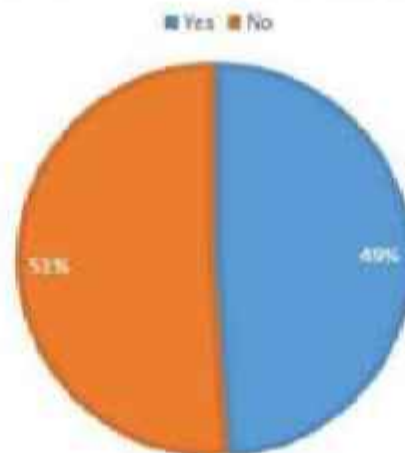


Figure 4. Graphical presentation of the second question answers by fishers of the Vlora Bay.

The opinion of the 60% of the interviewed fishers (Figure 5) was that a positive impact was originated as potential effects of governance measures on the amount of fish in the MPA of Karaburun-Sazani, though the opinion of 25% of them was neutral and the remaining interviewed fishers (15%) was even more optimist.

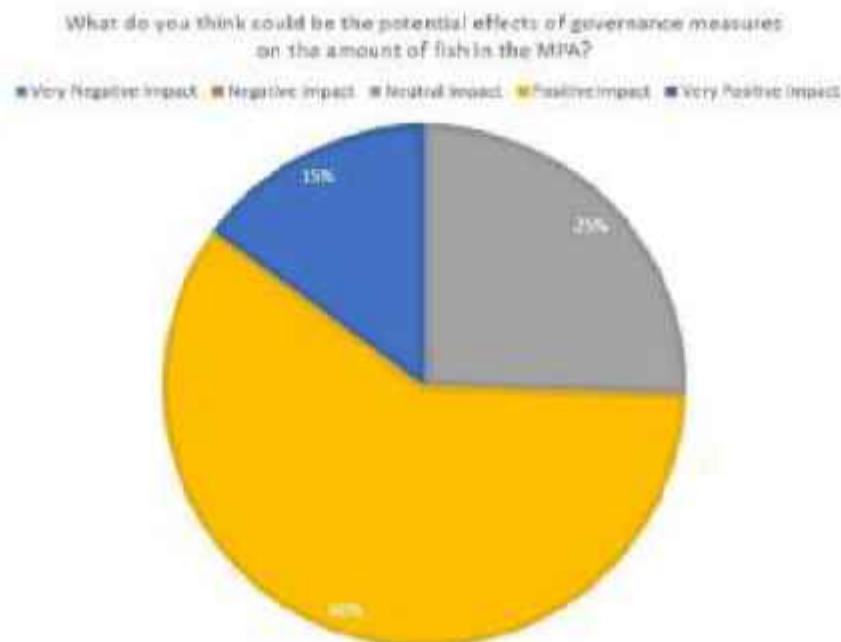


Figure 5. Graphical presentation of the third question answers by fishers of the Vlora Bay.

Regarding the question 4 (Figure 6), 47% of the interviewed fishers opinion was that a very negative impact toward the quality or health of habitat in the MPA emerged out as result of the effects of governance measures. Other 4% of them answered that it was a negative impact, while 23% and 11% of the interviewed fishers answered that the impact was positive and very positive, respectively. About 15% of the interviewed fishers opinion was neutral. It is also interesting to note that 60% of the interviewed fishers (Figure 7) think that a neutral impact was originated toward the amount of fish that fishers can catch as effects of the governance measures in the MPA of Karaburun-Sazani, while 36% and 4% of the interviewed fishers think that the impact was positive and very positive, respectively.

What do you think could be the potential effects of governance measures on the quality or health of habitat in each MPA?

Very Negative Impact Negative Impact Neutral Impact  
Positive Impact Very Positive Impact

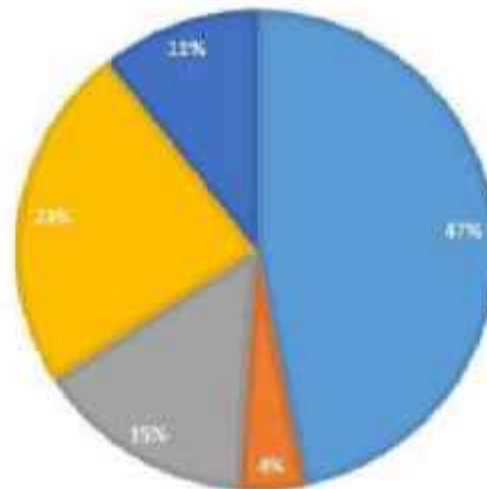


Figure 6. Graphical presentation of the fourth question answers by fishers of the Vlora Bay.

What do you think could be the potential effects of governance measures on the amount of fish that fishers can catch?

Very Negative impact Negative Impact Neutral Impact  
Positive Impact Very Positive Impact

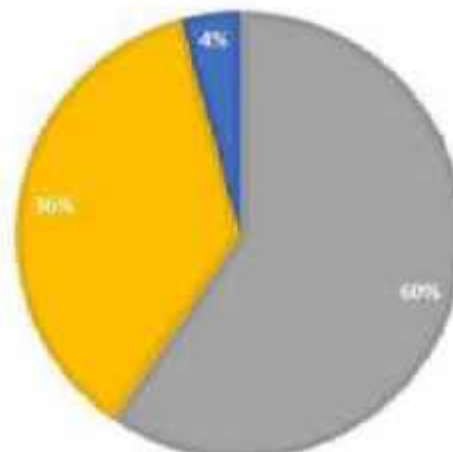


Figure 7. Graphical presentation of the fifth question answers by fishers of the Vlora Bay.

Furthermore, an identical percentage composition of the relative answers emerged out to the question about the potential effects of governance measures on the incomes of fishers (Figure 8). On the relationship of fishers with MPA managers question (Figure 9), most of the fishers think that the impact was neutral and even worst: 26% of them think that the effects of governance measures generated a negative impact in the relationship of fishers with the MPA managers of the Karaburun-Sazani MPA.

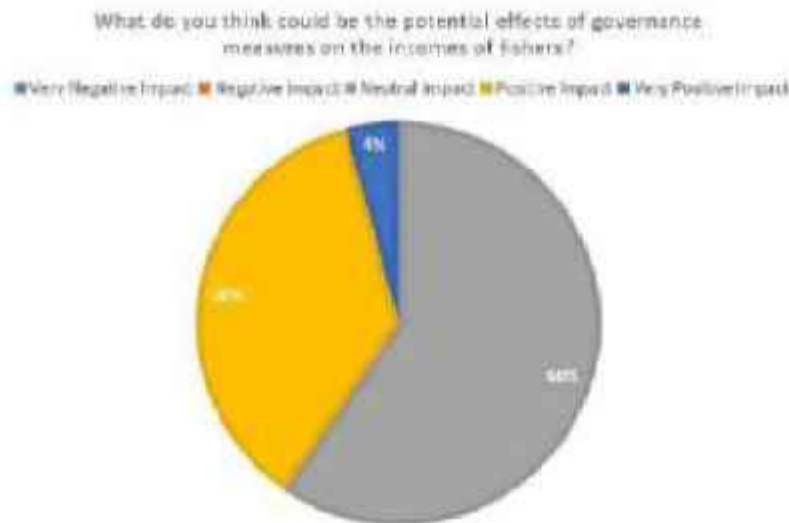


Figure 8. Graphical presentation of the sixth question answers by fishers of the Vlora Bay.

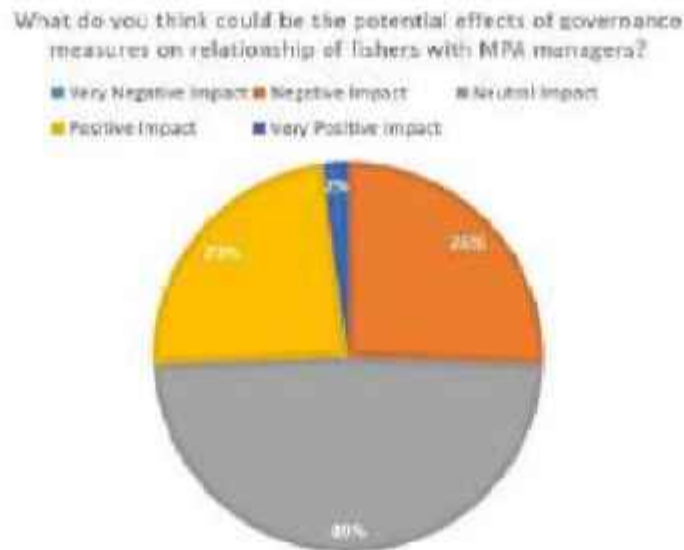


Figure 9. Graphical presentation of the seventh question answers by fishers of the Vlora Bay.

Regarding question 8 (Figure 10), 58% of the interviewed fishers think that a neutral impact came out as a result of effects of governance measures on the amount of conflicts between fishers and other users of the MPA, while just 2% of them think that it was a negative impact. The rest of the interviewed fishers think that it was mostly positive and even very positive for 4% of the interviewed fishers.

What do you think could be the potential effects of governance measures on the amount of conflicts between fishers and other users of the MPA?

Very Negative Impact   Negative Impact   Neutral Impact  
Positive Impact   Very Positive Impact

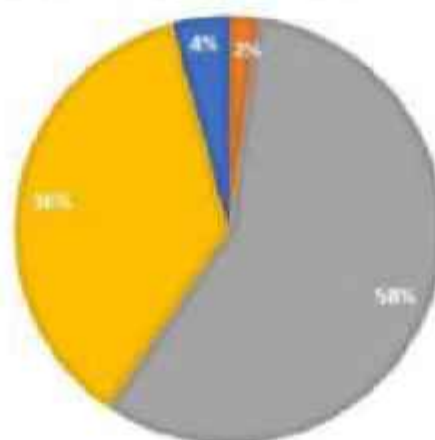


Figure 10. Graphical presentation of the eighth question answers by fishers of the Vlora Bay.

It is very good to note (Figure 11) that 58% of the interviewed fishers think that a positive impact toward the participation of fishers to decision making was originated by the application of governance measures in the MPA of Karaburun-Sazani, while 21% think that the impact was neutral and the rest of the interviewed fishers think that it was a very positive impact. It is also interesting to note that there about 2% of the fishers that never preferred to answer to the question 10 and 11. About 62% of the interviewed fishers (Figure 12) think that the impact of the governance measures were positive on the support of the small-scale fishers for the MPA and even very positive for 30% of the fishers, while the rest (6%) think that the impact was neutral. Regarding the last question (Figure 13), 53% of the interviewed fishers think that the governance measures generated a neutral impact to the frequency of illegal fishing activities in the MPA.



About 26% of the interviewed fishers think that it was positive, while 19% think that the impact was very positive.

What do you think could be the potential effects of governance measures on the participation of fishers to decision making?

Very Negative Impact Negative Impact Neutral Impact  
Positive Impact Very Positive Impact

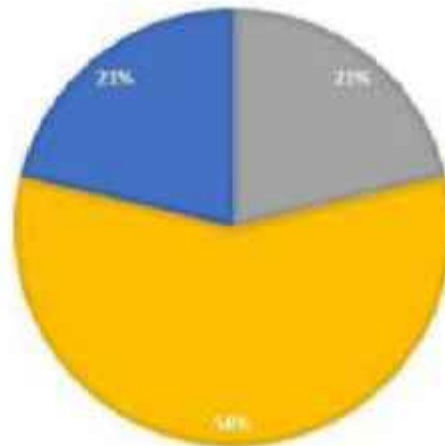


Figure 11. Graphical presentation of the ninth question answers by fishers of the Vlora Bay.

What do you think could be the potential effects of governance measures on the support of small-scale fishers for the MPA?

Very Negative Impact Negative Impact Neutral Impact  
Positive Impact Very Positive Impact No Answer

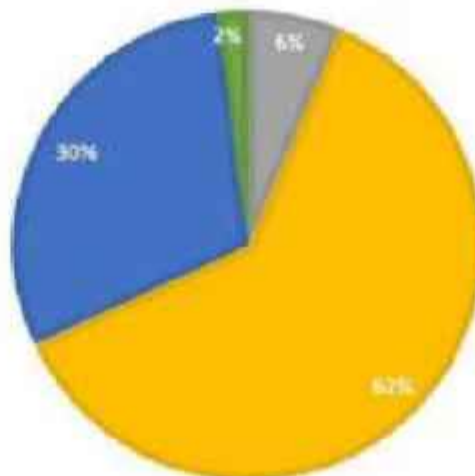


Figure 12. Graphical presentation of the tenth question answers by fishers of the Vlora Bay.

What do you think could be the potential effects of governance measures on the amount of illegal fishing in the MPA?

■ Very Negative Impact   
 ■ Negative Impact   
 ■ Neutral Impact  
■ Positive Impact   
 ■ Very Positive Impact   
 ■ No Answer

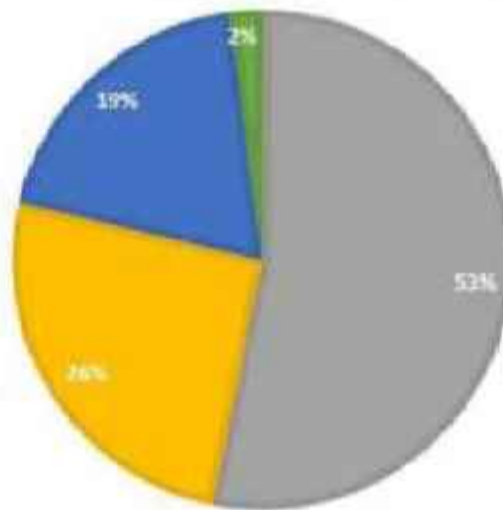


Figure 13. Graphical presentation of the eleventh question answers by fishers of the Vlora Bay.

Furthermore, it was performed a comparison between the answers of the artisanal and sport fishers in order to identify the differences in the perception of sport and artisanal fishers, respectively. To the first question 75% of the interviewed sport fishers (Figure 14) answered negatively, while regarding the artisanal fishers, 64% of them answered negatively. In the next question (Figure 15), it happened the contrary – 54% of the artisanal fishers answered negatively, while just 38% of the interviewed sport fishers answered negatively.

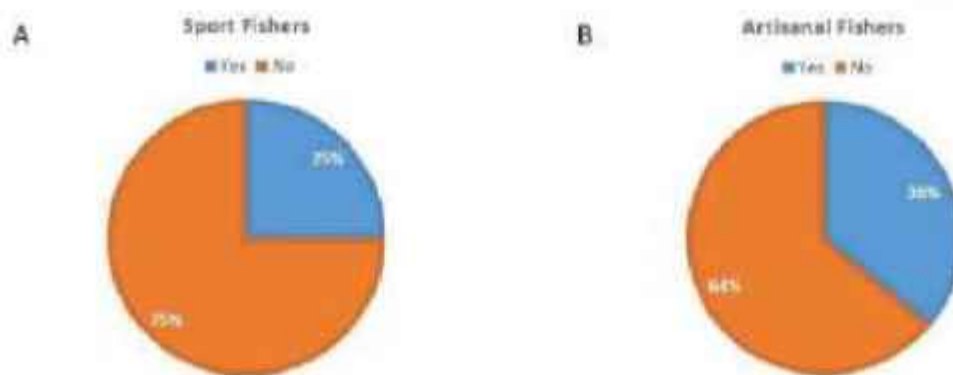


Figure 14. Graphical presentation of the first question answers by sport A) and artisanal B) fishers of the Vlora Bay.

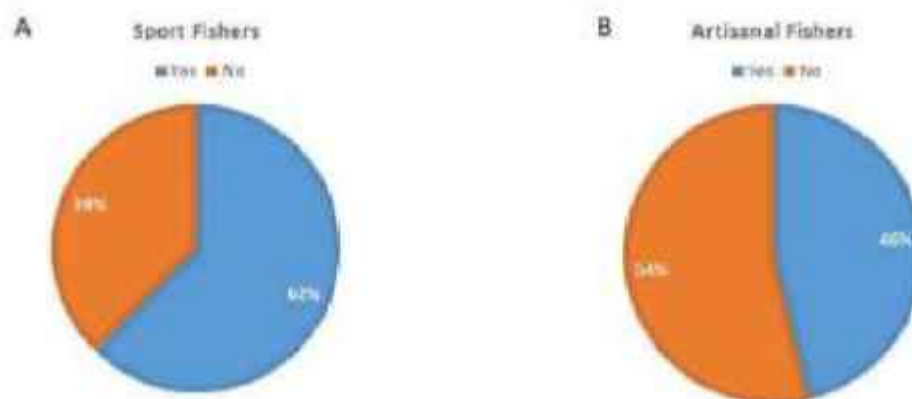


Figure 15. Graphical presentation of the second question answers by sport A) and artisanal B) fishers of the Vlora Bay.

Regarding the question 3 (Figure 16), 50% of the interviewed sport fishers think that the impact was positive on the amount of fish in the MPA, while the remaining 50% think that the impact was neutral; regarding the artisanal fishers 62% of them think that the impact was positive and just 20% of them think that the amount of fish was not impacted by the governance measures in the MPA. About 25% of the sport fishers (Figure 17) think that the impact was negative on the quality or health of habitat in the MPA and 12% of them think that the situation was even worst.

Differently happened with the artisanal fishers, 54% of them think that the impact was very negative.

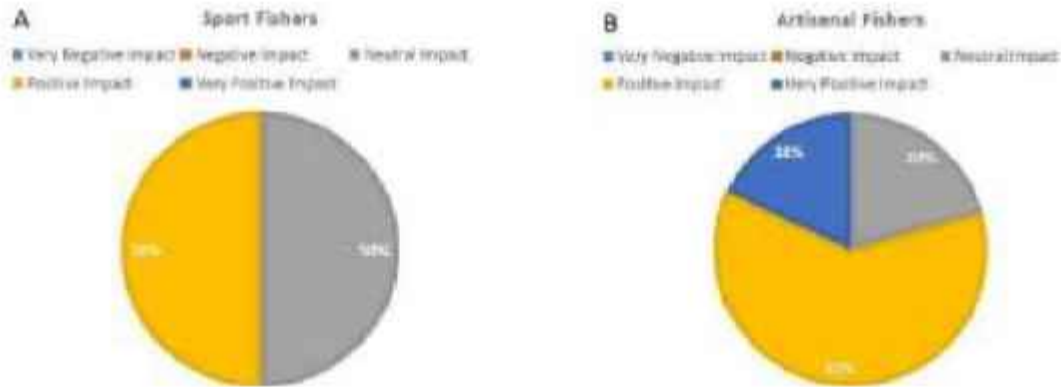


Figure 16. Graphical presentation of the third question answers by sport A) and artisanal B) fishers of the Vlora Bay.



Figure 17. Graphical presentation of the fourth question answers by sport A) and artisanal B) fishers of the Vlora Bay.

Regarding the question 5 (Figure 18), 50% of the interviewed sport fishers think that no impact existed on the amount of fish that fishers can catch, while 61% of the artisanal fishers think this way. The percentage of the sport and artisanal fishers, who think that the impact was positive was nearly the same. It is also interesting to note that almost 50% of the sport fishers think that the impact was positive on the incomes of the fishers (Figure 19), while just 33% of the

interviewed artisanal fishers think like that and more fishers corresponding to the artisanal fishers (64%) think that their incomes were not impacted by the application of the governance measures.

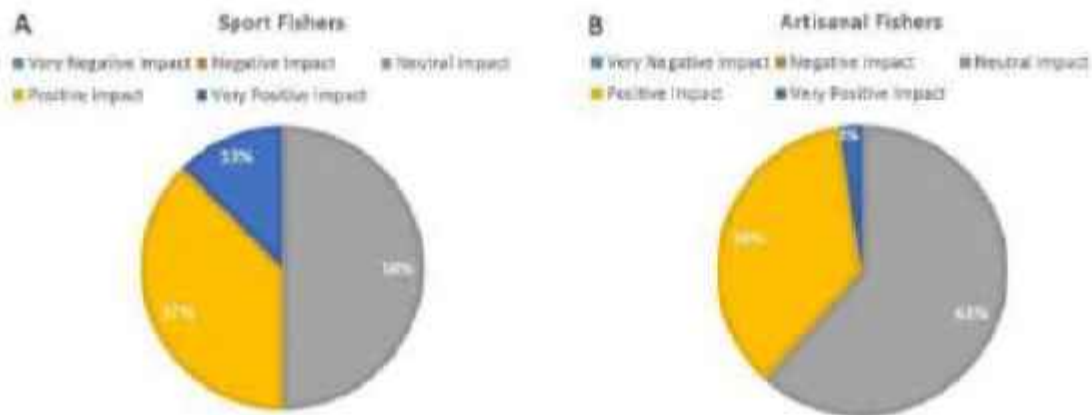


Figure 18. Graphical presentation of the fifth question answers by sport A) and artisanal B) fishers of the Vlora Bay.

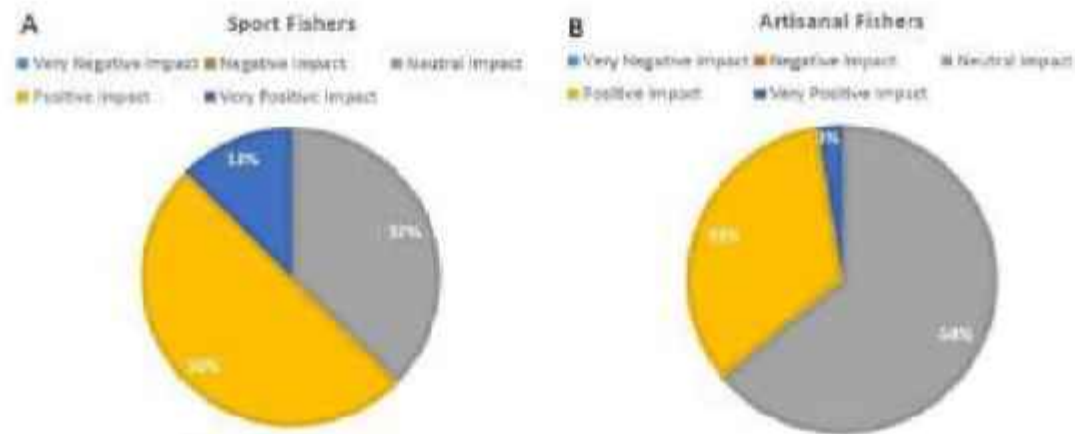


Figure 19. Graphical presentation of the sixth question answers by sport A) and artisanal B) fishers of the Vlora Bay.

Regarding the question 7 (Figure 20), 37% of the sport fishers think that no impact existed in the relationship of fishers with MPA managers, while this percentage was even higher in the interviewed artisanal fishers (64%), while 33% of the artisanal fishers think that the impact was



positive. It is also good to note that differently from the sport fishers (Figure 21), the artisanal fishers (64%) think that no impact existed in the amount of conflicts between fishers and other users of the MPA, while 36% of them think that the impact was positive.

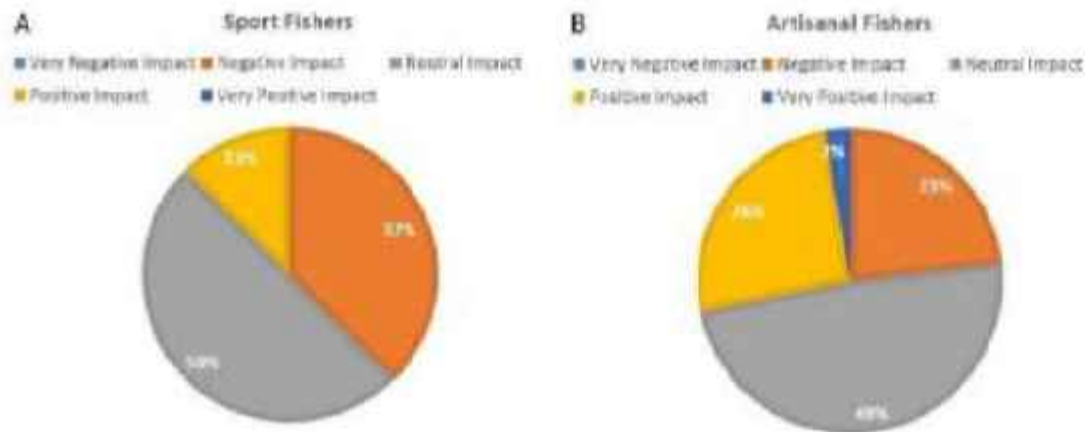


Figure 20. Graphical presentation of the seventh question answers by sport A) and artisanal B) fishers of the Vlora Bay.

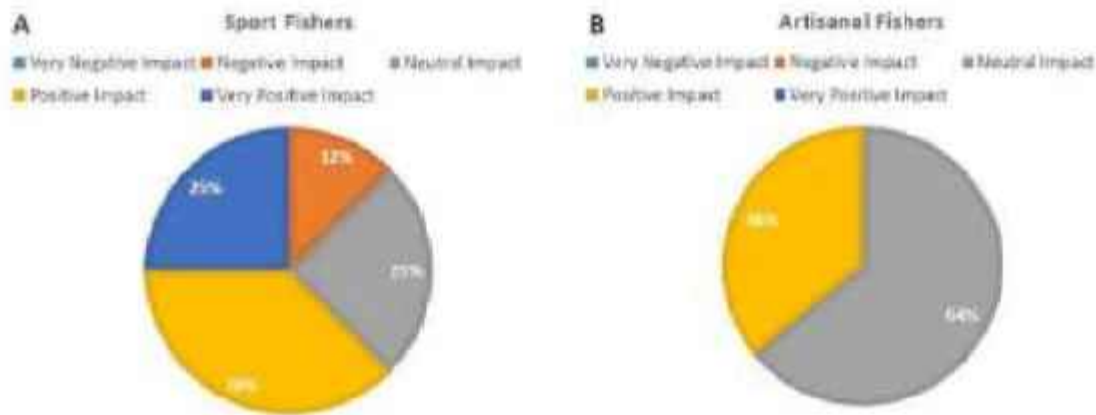


Figure 21. Graphical presentation of the eighth question answers by sport A) and artisanal B) fishers of the Vlora Bay.

It very optimistic also to note (Figure 22), that most of the artisanal fishers (61%) think that the impact was positive on the participation of fishers to decision making, while 26% of them think that it was even very positive; 38% of the sport fishers think that it was positive. Generally, to the

last 2 questions the sport fishers opinion was more positive regarding the impacts (positive and very positive) on the support of small-scale fishers for the MPA and the frequency of the illegal fishing activities inside the MPA.

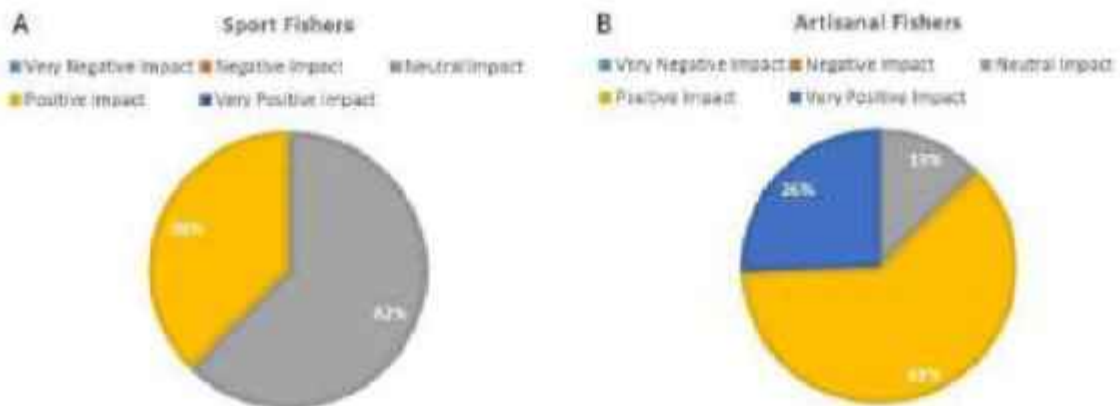


Figure 22. Graphical presentation of the ninth question answers by sport A) and artisanal B) fishers of the Vlora Bay.

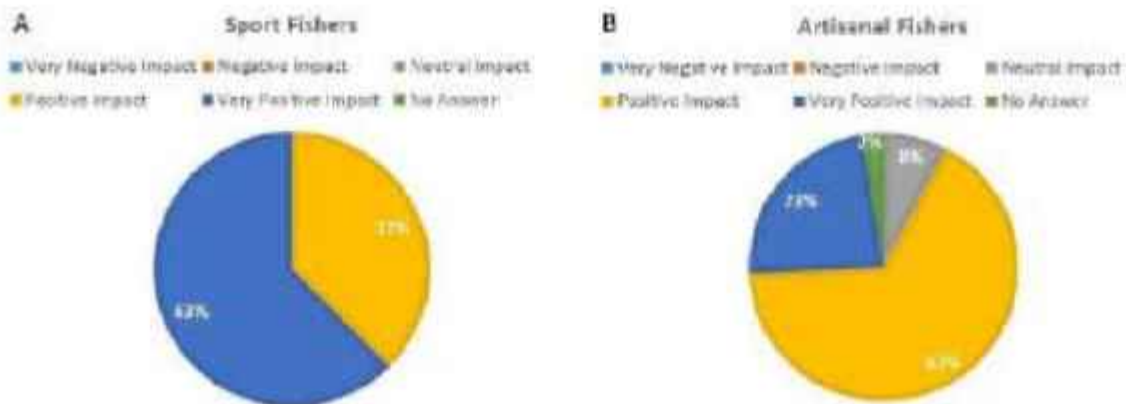


Figure 23. Graphical presentation of the tenth question answers by sport A) and artisanal B) fishers of the Vlora Bay.

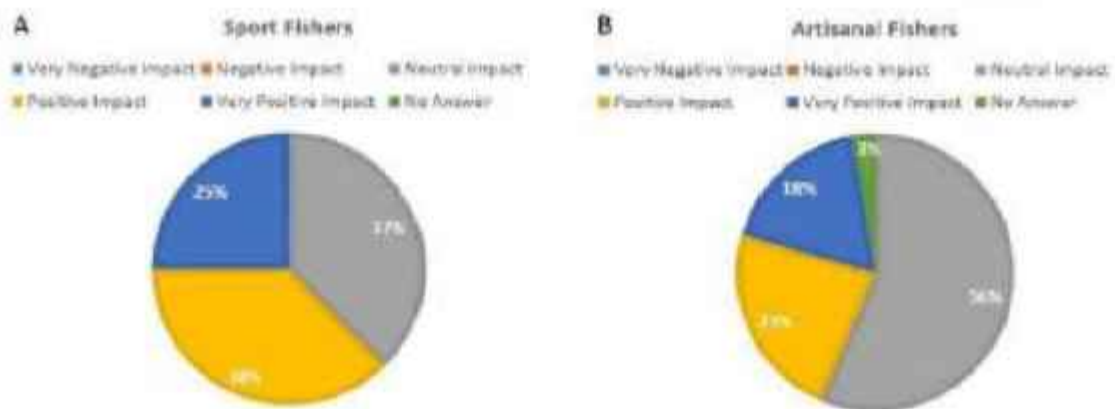



Figure 24. Graphical presentation of the eleventh question answers by sport A) and artisanal B) fishers of the Vlora Bay.

The 2 Report were prepared by the main researcher  
 Associate Professor **Rigers Bakiu**  
 (Member of ACEPSD and sub-contracted by Flag Pine)


 Research Center for  
 Environmental Protection and  
 Sustainable Development  
**RIGERS BAKIU**  
 2022

# Questionnaire about the perceptions of fishers regarding the effects of the governance measures implemented in the MPA

Questionnaire ° \_\_\_\_\_

Similarly to the developed questionnaire in the framework of the project FishMPABlue 2 by the University of Nice as lead researcher of the Flag Pine (subcontractor of INCA), associate Professor Rigers BAKIU created a questionnaire about the assessment of the perceptions of fishers regarding the effects of the governance measures implemented in the MPA of Karaburun-Sazani: a set of *ad hoc* social descriptors associated to the implementation of the governance toolkit was developed and administered to fishers through this specific questionnaire.

Thank you for taking the time to participate in this survey. Response to this request is voluntary and information will be published respecting the anonymity of the respondent. The survey should take around 20 minutes.

If you have any questions, please do not hesitate to contact the lead researcher by phone or e-mail.

Professor Rigers BAKIU (Agricultural University of Tirana/Albanian Center for Environmental Protection and Sustainable Development), email: bakiurigers@gmail.com, tel: 0694769532

1) Are you aware of the implementation of the governance measures selected by the Local Management Authority for the MPA with which they are associated (**A jeni ne dijeni te implementimit te masave administrative te vendosura nga autoriteti lokal i menaxhimit te ZMDes perkatese ?**) ? Please answer just by selecting one of the options.

Yes

No

2) Do you know if a set of measures about fisheries management have been implemented in the past or currently in the implementation phase in the MPA of Karaburus-Sazani (**A e dini nese nje set masash menaxhuese mbi peshkimin jane implementuar ne te kaluaren apo jane aktualisht ne fazen e implementimit ne ZMDen e Karaburun-Sazanit ?**) ? Please answer just by selecting one of the options.

Yes

No

3) What do you think could be the potential effects of governance measures on the amount of fish in the MPA (**Cili mendoni se mund te jete impakti i masave administrative kundrejt sasise se peshkut ne ZMD ?**)? Please answer just by selecting one of the options.

Very Negative Impact

Negative Impact

Neutral Impact

Positive Impact

Very Positive Impact



4) What do you think could be the potential effects of governance measures on the quality or health of habitat in each MPA (**Cili mendoni se mund te jete impakti i masave administrative kundrejt cilesise apo mireqenies se habitatit ne ZMD ?**) ? Please answer just by selecting one of the options.

- Very Negative Impact
- Negative Impact
- Neutral Impact
- Positive Impact
- Very Positive Impact

5) What do you think could be the potential effects of governance measures on the amount of fish that fishers can catch (**Cili mendoni se mund te jete impakti i masave administrative kundrejt sasise se peshkut qe peshkataret do te peshkojne?**) ? Please answer just by selecting one of the options.

- Very Negative Impact
- Negative Impact
- Neutral Impact
- Positive Impact
- Very Positive Impact

6) What do you think could be the potential effects of governance measures on the incomes of fishers (**Cili mendoni se mund te jete impakti i masave administrative kundrejt te ardhurave te peshkatareve ?**) ? Please answer just by selecting one of the options.

Very Negative Impact

Negative Impact

Neutral Impact

Positive Impact

Very Positive Impact

7) What do you think could be the potential effects of governance measures on relationship of fishers with MPA managers (**Cili mendoni se mund te jete impakti i masave administrative kundrejt marrredhenieve te peshkatareve me menaxheret e ZMDes ?**) ? Please answer just by selecting one of the options.

Very Negative Impact

Negative Impact

Neutral Impact

Positive Impact

Very Positive Impact

8) What do you think could be the potential effects of governance measures on the amount of conflicts between fishers and other users of the MPA (**Cili mendoni se mund te jete impakti i masave administrative kundrejt sasise se konflikteve midis peshkatareve dhe perdoruesve te tjere te ZMDes ?**) ? Please answer just by selecting one of the options.

- Very Negative Impact
- Negative Impact
- Neutral Impact
- Positive Impact
- Very Positive Impact

9) What do you think could be the potential effects of governance measures on the participation of fishers to decision making (**Cili mendoni se mund te jete impakti i masave administrative kundrejt pjesemarrjes se peshkatareve ne vendimmarrje ?**) ? Please answer just by selecting one of the options.

- Very Negative Impact
- Negative Impact
- Neutral Impact
- Positive Impact
- Very Positive Impact

10) What do you think could be the potential effects of governance measures on the support of small-scale fishers for the MPA (**Cili mendoni se mund te jete impakti i masave administrative kundrejt suportit te peshkatareve artizanal ne ZMD ?**) ? Please answer just by selecting one of the options.

Very Negative Impact

Negative Impact

Neutral Impact

Positive Impact

Very Positive Impact

11) What do you think could be the potential effects of governance measures on the amount of illegal fishing in the MPA (**Cili mendoni se mund te jete impakti i masave administrative kundrejt sasise te aktiviteve te peshkimit te paligjshem ne ZMD ?**) ? Please answer just by selecting one of the options.

Very Negative Impact

Negative Impact

Neutral Impact

Positive Impact

Very Positive Impact

## RESEARCH ON MEDITERRANEAN MPAs MANAGERIAL FEATURES

Questionnaire ° \_\_\_\_\_

In the framework of the project FishMPABlue 2, the University of Nice is collecting information about governance and management features of Mediterranean MPAs, in order to highlight which circumstances can determine a successful management of small scale fisheries within MPAs.

Thank you for taking the time to participate in this survey. Response to this request is voluntary and information will be published respecting the anonymity of the respondent. The survey should take around 50 minutes.

If you have any questions, please do not hesitate to contact the researchers by phone or e-mail.

Dr Antonio Di Franco (University of Nice), email: difry@libero.it, tel: +33(0)492076848

Dr Antonio Calò (University of Nice), email: antoniocalo.es@gmail.com, tel: +33(0)492076848

### FISHERMEN ENGAGEMENT IN MANAGEMENT

---

1) How do you evaluate the current interaction between small scale fishermen and management body in your MPA:

- No interaction at all
- Informal interaction (e.g. discussion on the dock), but no regular meetings are organized
- Unidirectional from the MPA management body toward fishermen (e.g. the MPA informs fishermen about regulations, ongoing projects and results, etc.)
- Bidirectional (both fishermen and the MPA management body are able to express their own views and ideas) and fishermen viewpoints are then considered in MPA's decisions
- Proactive (fishermen actively propose or organize meetings) with shared decision making

2) Does MPA staff have skills and resources to facilitate stakeholder engagement and participatory processes?

- The staff have no effective skills/resources to facilitate stakeholder engagement and participatory processes



- There are major deficiencies in staff skills/resources
- The staff have acceptable skills/resources
- The staff have excellent skills/resources to facilitate stakeholder engagement and participatory processes

3) How many meetings with small scale fishermen do you have on average per year?:

- 0
- 1-2
- 3-5
- >5

4) How many fishermen operating within the MPA, on average, attend each meeting?:

- Nobody
- A few fishermen (0-25%)
- Many of the fishermen (25-50%)
- Most of the fishermen (50-100%)

5) Are fishermen leaders or representative present among the fishermen attending the meetings?

- Yes
- No

6) Meetings 'minutes are:

- not available (not compiled, classified)
- available to fishermen upon request
- freely available to fishermen (directly sent to fishermen attending the meeting or hard/digital copy available in MPA's office/website)
- freely available to everyone (hard copy at MPA's office, digital copy on MPA's website)

7) Please, indicate to what extent you agree with this statements:

	Fully agree	Rather agree	Neither agree nor disagree	Fully disagree	Don't know
There is a good relationship between MPA managers and small-scales fishermen					
It is hard to reach the consensus					
Most of the small scale fishermen agree on conservation strategies implemented by MPA managers					

### MPA MANAGEMENT PLAN

---

8) Does the MPA have a management plan?

- There is no management plan
- A management plan is being prepared or has been prepared but is not being implemented
- An approved management plan exists but it is only partially implemented
- An approved management plan exists and is implemented

9) Does the MPA have a management plan for Small Scale Fisheries (SSF)?

- There is no management plan for SSF
- A section of the MPA management plan is dedicated to SSF (or specific actions for SSF are included in the management plan)
- A management plan for SSF is being prepared
- An approved management plan for SSF exists
- The MPA SSF plan is a part of an official broader plan of SSF

9b) (Only if in question 8 one of the last 4 options was selected). Were fishermen involved in setting up the management plan for SSF?

- Yes
- No

10) (If there is a management plan for SSF or a section of the MPA management plan is dedicated to SSF): do they contain quantitative goals (e.g. threshold for acceptable ratio fish biomass inside MPA/outside MPA, small scale fisheries catches inside MPA/outside MPA)?

YES  NO

If you replied "yes", please specify the main 1/2 goals:

---

---

---

11) What types of restrictions/regulations on small-scale fisheries are applied by the MPA management?

- Limited entry
- Gear restrictions
- Time restrictions
- Total allowable catch
- Size limits
- Quotas
- Territorial use rights
- Permanent spatial closure
- Time-area closure
- None of the previous

12) Who was involved in the creation of the MPA management plan?

- Professional Fishermen
- Recreational Fishermen
- Scientists
- Private sector operators (e.g. diving centres)
- other stakeholders (please specify...)
- None of these stakeholders

13) Which of the following types of data are collected in the monitoring and evaluation program?

- Ecological information/data
- Social information/data
- Governance/management information/data
- Economic information/data
- None of the previous

14) Is there an established process to communicate and use the results from scientific monitoring (biological, social or management) to inform MPA management (and eventually modify/revise your management plan)?

- YES  NO

15) Is there an established schedule and process for periodic review and updating of the MPA management plan?

- YES  NO

16) Is the MPA part of a larger broader integrated coastal planning and management process?

- There is no broader coastal planning and management process
- There is no discussion about the integration of the MPA in the existing coastal planning and management process
- There have been some initiatives for the integration of the MPA into the existing coastal planning and management process but the process has not yet begun
- The marine protected area is in the process of being integrated into a larger coastal planning and management process plan but the process is still incomplete
- The marine protected area is part of a larger coastal planning and management process.

17) Is there an established conflict resolution mechanism to resolve conflicts between diverse interest groups and users in the area?

- YES
- NO

17b) If you reply “yes”, please shortly define this conflict resolution mechanism:

---



---



---

## MPA BUDGET AND STAFF

18) How many employees (FTE) worked for the MPA in the last year (2016)? \_\_\_\_\_, divided in:

Permanent full time \_\_\_\_\_, Permanent part time \_\_\_\_\_; Seasonal \_\_\_\_\_

19) Are there enough human resources employed to manage the MPA? (Please chose only one option for each column, considering before only the permanent staff and after the overall staff recruited with all the other means (projects, collaborations...))

	Permanent Staff	Total Staff (permanent + other)
There is no staff	<input type="checkbox"/>	<input type="checkbox"/>
The staff is certainly numerically inadequate to manage critical activities	<input type="checkbox"/>	<input type="checkbox"/>
The staff is numerically slightly below optimum level to manage critical activities	<input type="checkbox"/>	<input type="checkbox"/>
Staff numbers are adequate for the management needs of the site	<input type="checkbox"/>	<input type="checkbox"/>

20) Is there a secure budget for the MPA and its management needs on a multi-year basis?

YES  NO

21) How much was the MPA budget last year (in €, including all funding sources)? \_\_\_\_\_, divided in:

*Public funds* \_\_\_\_\_ ; *Donations* \_\_\_\_\_ ; *self-financing*; \_\_\_\_\_ ; *sponsorships*  
 \_\_\_\_\_ )

22) In 2016 was the budget sufficient to carry out all the activities (surveillance, monitoring, stakeholder engagement)?



- There was no budget for the MPA
- The available budget was inadequate for basic management needs
- The available budget was acceptable, but should be further improved to fully achieve effective management
- The available budget was sufficient and fully meets the management needs of the MPA

23) If the budget is not sufficient to meets all the needs, please indicate the main 1-2 most deficient following activities:

- enforcement
- scientific monitoring
- outreach and communication
- stakeholders capacity building
- collaboration in management/decision-making
- Other (please specify): \_\_\_\_\_

24) Considering the overall competences/skills of the current MPA staff, please select for each aspect (ecological, economic and social) the statement that best describes the situation. Practically for each of the 3 rows, you should place an X in the column that best describe your situation.

	The staff does not need further competences/skills	The staff is overall competent, but further specific skills would be suitable	The staff lacks of some skills/competences that would cover specific MPA needs	The staff needs to go through a major capacities/skills development
Ecological aspects (e.g. reserve effect assessment)				
Economic aspects (e.g. quantification ecosystem services)				
Social aspects (e.g. community participation)				

**Communication and outreach:**

25) Are the MPA boundaries known and demarcated?

- The boundaries of the MPA are not well-known by the management authority or other stakeholders
- The boundaries of the MPA are known by authorities but are not well-known by stakeholders
- The boundaries of the MPA are known by both the management authority and stakeholders but are not appropriately demarcated
- The boundaries of the MPA are known by the management authority and stakeholders and are appropriately demarcated

26) Is there a program of outreach, education and awareness building, addressed to stakeholders (mainly small scale fishermen), to ensure they are aware of and knowledgeable about the MPA rationale, objectives and rules?

- There is no outreach, education and awareness building program
- There is a limited and ad hoc outreach, education and awareness building program, but no overall planning for this aspect
- There is a planned outreach, education and awareness building program but there are still serious gaps
- There is a planned and effective outreach, education and awareness building program fully linked to the objectives and needs of the MPA

If there is a program, please provide more information:

**AUTHORIZED FISHING TYPES AND EFFORT**

---

27) Please indicate how many vessels (and persons) are allowed to carry on artisanal fishing within your MPA: \_\_\_\_\_

28) Please provide a measure of artisanal fishing effort within your MPA (e.g. in meters of authorized net per day):  
\_\_\_\_\_

**SOCIAL EQUITY CONSIDERATIONS**

---

29) Are there mechanisms to ensure that the economic costs are minimized and benefits are maximized for fishers and other local groups (e.g., compensation mechanisms, preferential access, etc)?

YES  NO

If you replied "yes", please provide few more information:

---

---

---

---

30) Does the MPA have developed capacity building programs for fishermen?

YES  NO

30b) If you replied "yes", what kind of this programs your MPA are promoting?

- Diversify livelihoods to increase income and reduce fishing-pressure (e.g. incentivizing pescatourism)
- promote a quality brand of local fish
- facilitate the participation of fishermen in the MPA management
- Other kind of programs (please specify)

---

---

---

## MPA ENFORCEMENT

---

31) What kind of enforcement is adopted by the MPA staff?

- none
- interpretative/educational enforcement (informing stakeholders)
- legal enforcement (legal power to raise fines)
- both (legal and interpretative)

32) Does MPA involve small scales fishermen in enforcement activities?

YES  NO

32b) If yes, what kind of enforcement activities involve small scales fishermen?

---

---

---

33) Please, try to quantify the number of days (or hours) spent by only the MPA staff for the surveillance last year

*days:* \_\_\_\_\_, (*hours:*) \_\_\_\_\_

34) Please, try to quantify the number of days (or hours) spent by the police bodies for the surveillance last year

*days:* \_\_\_\_\_, *hours:* \_\_\_\_\_

35) Considering the overall surveillance effort (MPA staff + police bodies), please try to quantify its percentage distribution over the 3 time windows proposed (the total should sum up to 100%):

Low season (November to March):

Shoulder seasons (April, May, October):

Peak Season (June to September):

36) Which is the amount of funds dedicated to surveillance and patrolling in your MPA? (in thousands of euros)

---

37) Can MPA staff sufficiently enforce MPA rules?

The staff have no effective skills/resources to enforce marine protected area legislation and regulations

There are major deficiencies in staff skills/resources to enforce marine protected area legislation and regulations (e.g. lack of skills no patrol budget)

The staff have acceptable skills/resources to enforce marine protected area legislation and regulations but some deficiencies remain

The staff have excellent skills/resources to enforce marine protected area legislation and regulations

**OVERALL SATISFACTION OF FISHERS WITH MPA AND COMPLIANCE:**

40) Please read through the following statements and rate your opinion about the level of satisfaction or dissatisfaction of fishers

	Very satisfied	Satisfied	Neither	Dissatisfied	Very dissatisfied
Fishers are satisfied with the ecological outcomes of the MPA					
Fishers are satisfied with the social or economic impacts of the MPA					
Fishers are satisfied with the governance and decision-making processes of the MPA					

41) In your opinion, what proportion of fishers per category do you think have performed illegal fishing (i.e. fished in a no-fishing zone, used non-authorized gears etc.) in the last 12 months in the MPA?

Professional small scale fishermen:

- None
- Few of them (e.g. 0-10%)
- Many of them (e.g. 10-50%)
- Most of them (e.g. more than 50%)
- I don't know

Recreational fishermen:

- None
- Few of them (e.g. 0-10%)
- Many of them (e.g. 10-50%)
- Most of them (e.g. more than 50%)
- I don't know

Industrial fishermen:

- None



- Few of them (e.g. 0-10%)
- Many of them (e.g. 10-50%)
- Most of them (e.g. more than 50%)
- I don't know

42) Please provide the data about the number of fines (or infractions)/year for illegal fishing within your MPA since the fishing regulation was implemented

---

---

---

43) If some infractions for illegal fishing occurred, which percentage of fines was related to illegal fishing by professional fishermen regularly operating within your MPA?

- 0-25%
- 25-50%
- 50-75%
- 75-100%
- No data available